



Trampoline WORLD CUP

MEDIA BOOK

Coimbra, 7th and 8th July 2023





COMPETITION SCHEDULE

Training:

Wednesday - 5th July

Trampoline Warm Up Hall		Trampoline Competition Hall					Tumbling	DMT	Other
Warm Up Male	Warm Up Female	Competition Male	Competition Female	Time	Start	Finish	Comp. Hall Warm Up + Competition	Comp. Hall Warm Up + Competition	
				0:45	8:00	8:45			Hall Opening
Group 5	Group 5			0:43	8:45	9:28			
Group 6	Group 6			0:43	9:28	10:11			
Group 7	Group 7			0:43	10:11	10:54			
Group 8	Group 8			0:43	10:54	11:37	Group 5	Group 5	
Group 1	Group 1			0:43	11:37	12:20	Group 6	Group 6	
Group 2	Group 2			0:43	12:20	13:03	Group 1	Group 1	
Group 3	Group 3			0:43	13:03	13:46	Group 2	Group 2	
Group 4	Group 4			0:43	13:46	14:29	Group 3	Group 3	
Free training	Free training			0:43	14:29	15:12	Group 4	Group 4	
				0:43	15:12	15:55	Group 5	Group 5	
				0:43	15:55	16:38	Group 6	Group 6	
				0:43	16:38	17:21	Group 1	Group 1	
				0:43	17:21	18:04	Group 2	Group 2	
				0:43	18:04	18:47	Group 3	Group 3	
				0:43	18:47	19:30	Group 4	Group 4	
				0:43	19:30	20:13			
				0:43	20:13	20:56			
						21:00			End of the day

Official Trainings Day:

Thursday - 6th July

Trampoline Warm Up Hall		Trampoline Competition Hall					Tumbling	DMT	Other
Warm Up Male	Warm Up Female	Competition Male	Competition Female	Time	Start	Finish	Comp. Hall Warm Up + Competition	Comp. Hall Warm Up + Competition	
				0:45	8:00	8:45			Hall Opening
Group 3	Group 3			0:43	8:45	9:28			
Group 4	Group 4	Group 3	Group 3	0:43	9:28	10:11			
Group 5	Group 5	Group 4	Group 4	0:43	10:11	10:54			Deadline Delivery
Group 6	Group 6	Group 5	Group 5	0:43	10:54	11:37	Group 4	Group 4	Competition Cards
Group 7	Group 7	Group 6	Group 6	0:43	11:37	12:20	Group 5	Group 5	
Group 8	Group 8	Group 7	Group 7	0:43	12:20	13:03	Group 6	Group 6	
Group 1	Group 1	Group 8	Group 8	0:43	13:03	13:46	Group 1	Group 1	
Group 2	Group 2	Group 1	Group 1	0:43	13:46	14:29	Group 2	Group 2	
Group 3	Group 3	Group 2	Group 2	0:43	14:29	15:12	Group 3	Group 3	
Group 4	Group 4	Group 3	Group 3	0:43	15:12	15:55	Group 4	Group 4	
Group 5	Group 5	Group 4	Group 4	0:43	15:55	16:38	Group 5	Group 5	Judges Meeting
Group 6	Group 6	Group 5	Group 5	0:43	16:38	17:21	Group 6	Group 6	
Group 7	Group 7	Group 6	Group 6	0:43	17:21	18:04	Group 1	Group 1	
Group 8	Group 8	Group 7	Group 7	0:43	18:04	18:47	Group 2	Group 2	
Group 1	Group 1	Group 8	Group 8	0:43	18:47	19:30	Group 3	Group 3	
Group 2	Group 2	Group 1	Group 1	0:43	19:30	20:13			Orientation Meeting
		Group 2	Group 2	0:43	20:13	20:56			Welcome dinner
						21:00			22:30
									End of the day



COMPETITION SCHEDULE

Competition Days:

Friday - 7th July

Trampoline Warm Up Hall		Trampoline Competition Hall				Tumbling			DMT	Other
Warm Up Male	Warm Up Female	Competition Male	Competition Female	Time	Start	Finish	Comp. Hall Warm Up + Competition	Comp. Hall Warm Up + Competition		
				1:00	8:10	9:10			Hall Opening	
Q1 - Group 1				0:50	9:10	10:00				
Q1 - Group 2	Q1 - Group 1	Q1 - Group 1		0:50	10:00	10:50				
Q1 - Group 3	Q1 - Group 2	Q1 - Group 2	Q1 - Group 1	0:50	10:50	11:40				
Q1 - Group 4	Q1 - Group 3	Q1 - Group 3	Q1 - Group 2	0:50	11:40	12:30				
		Q1 - Group 4	Q1 - Group 3	0:50	12:30	13:20				
Q1 - Group 5	Q1 - Group 4			1:00	13:20	14:20			Break	
Q1 - Group 6	Q1 - Group 5	Q1 - Group 5	Q1 - Group 4	0:50	14:20	15:10				
Q1 - Group 7	Q1 - Group 6	Q1 - Group 6	Q1 - Group 5	0:50	15:10	16:00				
		Q1 - Group 7	Q1 - Group 6	0:50	16:00	16:50				
				0:30	16:50	17:20			Opening Ceremony	
TRS - Group 1	TRS - Group 1			0:45	17:20	18:05	Male - Group 1	Female - Group 1		
TRS - Group 2	TRS - Group 2	TRS - Group 1	TRS - Group 1	0:45	18:05	18:50	Male - Group 2	Female - Group 2		
TRS - Group 3	TRS - Group 3	TRS - Group 2	TRS - Group 2	0:45	18:50	19:35	Female - Group 1	Male - Group 1		
		TRS - Group 3	TRS - Group 3	0:45	19:35	20:20	Female - Group 2	Male - Group 2		
						20:20			End of the day	

Note: DMT & TUM have 15 minutes warm up, in the competition apparatus, directly followed by competition.

Saturday - 8th July

Trampoline Warm Up Hall		Trampoline Competition Hall				Tumbling			DMT	Other
Warm Up Male	Warm Up Female	Competition Male	Competition Female	Time	Start	Finish	Comp. Hall Warm Up + Competition	Comp. Hall Warm Up + Competition		
				1:00	9:30	10:30			Hall Opening	
Q2 - Group 1	Q2 - Group 1			0:30	10:30	11:00				
Q2 - Group 2	Q2 - Group 2	Q2 - Group 1	Q2 - Group 1	0:30	11:00	11:30				
		Q2 - Group 2	Q2 - Group 2	0:30	11:30	12:00				
				0:30	12:00	12:30			Break	
				1:00	12:30	13:30	Finalists Training	Finalists Training		
				0:30	13:30	14:00			Break	
				0:40	14:00	14:40	Final - Female			
	Final			0:40	14:40	15:20		Final - Male		
Final			Final	0:30	15:20	15:50				
		Final		0:30	15:50	16:20				
				0:40	16:20	17:00	Final - Male			
	Final - SYN			0:40	17:00	17:40		Final - Female		
Final - SYN			Final - SYN	0:30	17:40	18:10				
		Final - SYN		0:30	18:10	18:40				
				0:45	18:40	19:25			Awards Ceremony	

Note: DMT & TUM have 10 minutes warm up, in the competition apparatus, directly followed by competition.



NUMBER OF ENTRIES BY NOC

NOC	COUNTRY	NO OF ENTRIES
AUS	AUSTRALIA	14
AUT	AUSTRIA	5
AZE	AZERBAIJAN	4
BEL	BELGIUM	4
BRA	BRAZIL	3
BUL	BULGARIA	6
CAN	CANADA	14
CHN	CHINA	8
COL	COLOMBIA	2
CZE	CZECH REPUBLIC	2
DEN	DENMARK	3
EGY	EGYPT	3
ESP	SPAIN	6
FRA	FRANCE	13
GBR	UNITED KINGDOM	20
GEO	GEORGIA	4
GER	GERMANY	11
GRE	GREECE	3
IRL	IRELAND	3
ITA	ITALY	3
JPN	JAPAN	12
KAZ	KAZAKHSTAN	6
LAT	LATVIA	1
MEX	MEXICO	5
NED	NETHERLANDS	2
NZL	NEW ZEALAND	5
POL	POLAND	1
POR	PORTUGAL	24
SLO	SLOVENIA	3
SWE	SWEDEN	10
TUR	TURKEY	6
UKR	UKRAINE	9
USA	UNITED STATES	23
UZB	UZBEKISTAN	5

MEDALLISTS BY EVENT

TRI W	1 ^o		2 ^o		3 ^o	
	PAGE Bryony	GBR	ZHU Xueying	CHN	GOMES Camilla	BRA

TRI M	1 ^o		2 ^o		3 ^o	
	WANG Zisai	CHN	YAN Langyu	CHN	MORANTE Allan	FRA

TRS W	1 ^o		2 ^o		3 ^o	
	SAKURAI Ena	JPN	AHSINGER Nicole	USA	TAM Rachel	CAN
TANAKA Kiko	WEBSTER Cheyenne Sarah		SMITH Samantha			

TRS M	1 ^o		2 ^o		3 ^o	
	PADILLA Ruben	USA	VOGEL Fabian	GER	UNNO Hiroto	JPN
SHOSTAK Aliasksei	LAUXTERMANN Caio		SAKAI Ryosuke			

DMT W	1 ^o		2 ^o		3 ^o	
	WAY Kirsty	GBR	ROBINSON Cheyanna	AUS	KENT Jacqueline	USA

DMT M	1 ^o		2 ^o		3 ^o	
	PADILLA Ruben	USA	AIKEREMIOKHA Omo	GBR	SAMPAIO ROMÃO Tiago	POR

TUM W	1 ^o		2 ^o		3 ^o	
	BRUNS Miah	USA	OPPON Naana	GBR	EFRAIMOGLOU Alexandra	GRE

TUM M	1 ^o		2 ^o		3 ^o	
	MALKIN Mikhail	AZE	BROWN Kaden	USA	PESO Vasco	POR



MEDAL STANDINGS

NOC	GOLD	SILVER	BRONZE	TOTAL
AUS	0	1	0	1
AZE	1	0	0	1
BRA	0	0	1	1
CAN	0	0	1	1
CHN	1	2	0	3
FRA	0	0	1	1
GBR	2	2	0	4
GER	0	1	0	1
GRE	0	0	1	1
JPN	1	0	1	2
POR	0	0	2	2
USA	3	2	1	6

Organization



Institutional Partners



Technical Partners



Sponsors





FIG Trampoline World Cup - COIMBRA 2023 4th Edition

Individual trampoline – FEMALE – Qualification

Group 1

1.	WEBSTER	Cheyenne Sarah		USA	1998
2.	SATAKE	Reina		JPN	1995
3.	MARKELOVA	Anjelika		UZB	2006
4.	RODRIGUEZ	Melania		ESP	2001
5.	WANSCH	Amelie		AUT	2006
6.	PAGE	Bryony		GBR	1990
7.	DE LEON	Aixa		MEX	2006
8.	VAN NATTA	Trinity		USA	1999
9.	SONGHURST	Isabelle		GBR	1999
10.	TAM	Rachel		CAN	1998
11.	CARVALHO	Mariana		POR	1998
12.	PENEVA	Hristina		BUL	1999

Group 2

1.	ESEN	Ecem Nisa		TUR	2006
2.	ROMERO ROSARIO	Noemi		ESP	2000
3.	HAMZA	Malak		EGY	2001
4.	APAKIDZE	Anano		GEO	2004
5.	AHSINGER	Nicole		USA	1998
6.	MALKOVA	Svitlana		UKR	1990
7.	SJOEBERG	Lina		SWE	1993
8.	DOIHATA	Chisato		JPN	1994
9.	JENSEN	Smilla		DEN	2003
10.	KARAKUS	Sila		TUR	2004
11.	METHOT	Sophiane		CAN	1998

Group 3

1.	ROESLER	Aileen		GER	1999
2.	SCHURING	Romana		NED	1995
3.	OVCARUKA	Darja		LAT	2005
4.	ZHU	Xueying		CHN	1998
5.	GOLOVINA	Luba		GEO	1990
6.	KULESHOVA	Kateryna		UKR	2001
7.	MARIANITO NUNES	Catarina		POR	2000
8.	MORI	Hikaru		JPN	1999
9.	ALAROVA	Sofia		UKR	2006
10.	MAHSUDOVA	Seljan		AZE	2003
11.	GOMES	Alice		BRA	1999
12.	JANIGAVA	Teona		GEO	1997

Group 4

1.	PICKERING	Jessica		AUS	2001
2.	LABROUSSE	Lea		FRA	1997
3.	RYDEN	Hanna		SWE	1997
4.	LEMOINE	Alva		SWE	1998
5.	FAN	Xinyi		CHN	2002
6.	KASAPOGLOU	Lila		GRE	1995
7.	FLORIAN	Imogen		AUS	2001
8.	CORREIA	Sofia		POR	2001
9.	BROUSSE	Clea		FRA	2004
10.	NAVARRO LOZA	Dafne		MEX	1996
11.	STEVENS	Jessica		USA	2000
12.	MILETTE	Sarah		CAN	1997

Group 5

1.	SMITH	Samantha		CAN	1992
2.	CAO	Yunzhu		CHN	2003
3.	SCHMIDT	Rachel		NZL	1994
4.	GOMES	Camilla		BRA	1994
5.	SARAFOVA	Diana		BUL	2005
6.	RAGIMOV	Mariam		GEO	2006
7.	ADAM	Leonie		GER	1993
8.	PIATAKOVA	Veronika		UKR	2006
9.	YALCIN	Livanur		TUR	2001
10.	AUBREE	Perle		FRA	2000
11.	DAVIDSON	Madaline		NZL	1999
12.	MURGO	Isabella		ITA	2002

Group 6

1.	AYDIN	Sude		TUR	2001
2.	HAGARTY	Carina		AUS	2000
3.	HRUDOVA	Aneta		CZE	2005
4.	BUTOLINA	Viktoriya		KAZ	2004
5.	STJAERNBORG	Tuva		SWE	2006
6.	MAIOR	Ingrid		POR	1996
7.	JURICKOVA	Michaela		CZE	2006
8.	UYAMA	Megu		JPN	1996
9.	WATTS	Abbie		AUS	1997
10.	HU	Yicheng		CHN	1998
11.	JURBERT	Marine		FRA	1992

Generated by [sporttech.io](https://www.sporttech.io) official scoring system at **Jul 7, 2023 5:04:30 PM**. Live results at www.sporttech.io/explore.





version 1 - 2023.07.06 - 18:00

TRAMPOLINE INDIVIDUAL WOMEN Q1		
CJP	VAN WETERING Babette	NED
E-1	DING Ximing	CHN
E-2	MURTAZINA Olga	KAZ
E-3	ZIERAU Bo	DEN
E-4	BOJAKOWSKI Konrad	POL
E-5	HEBERT Dante	USA
E-6	CLOUD Cyril	FRA
D-7	ANDERSSON Ulf	SWE
D-8	GILLIS Darren	AUS
RES	ABU ELELA MOHAMED Eslam	EGY

Superior jury

Pt	LAMBERT Christophe	FIG
SJ-E1	POLIARROUSH Dmitri	FIG
SJ-E2	SHINYA Muto	FIG
SJ-D	STOYCHEVA Mariela	FIG



FIG Trampoline World Cup - COIMBRA 2023 4th Edition
Individual trampoline – FEMALE – Qualification

						S1	S2	S3	S4	S5	S6	S7	S8	S9	S10	L	E	D	HD	ToF	Total	Score
1.	G3	ZHU	Xueying	CHN	1998	2	2	4	2	4	2	4	4	2	4	0	17.0	14.4	9.30	15.730	56.430	57.290
						2	2	3	2	4	2	4	4	2	4	0	17.1	14.4	9.90	15.890	57.290	
2.	G1	PAGE	Bryony	GBR	1990	2	4	4	4	4	4	4	2	3	4	0	16.5	14.4	9.20	15.420	55.520	56.750
						2	3	4	4	4	3	4	4	4	5	0	16.3	15.2	9.50	15.750	56.750	
3.	G6	HU	Yicheng	CHN	1998	2	2	4	2	4	2	4	4	3	4	0	16.9	14.4	9.70	15.680	56.680	56.680
																				0		
4.	G4	FAN	Xinyi	CHN	2002	3	2	4	2	4	4	6	5	4	4	1	16.1	14.4	9.60	15.580	55.680	55.970
						2	2	4	4	6	2	4	4	4	4	0	16.4	14.4	9.60	15.570	55.970	
5.	Q1	MORI	Hikaru	JPN	1999	4	4	4	4	4	2	4	4	6	4	0	16.0	14.4	9.50	15.720	55.620	55.620
						4	4	4	4	4	2	4	4	6	7	1	15.6	14.2	9.30	15.820	54.920	
6.	G5	DAVIDSON	Madaline	NZL	1999	4	4	4	5	5	4	2	4	6	6	1	15.5	14.4	9.90	15.440	55.240	55.240
						4	6	4	6	5	4	4	5	6	6	2	14.8	15.0	9.50	15.450	54.750	
7.	Q2	SATAKE	Reina	JPN	1995	4	4	4	4	4	4	5	4	4	4	0	15.9	14.8	9.40	15.140	55.240	55.240
						4	4	4	3	4	4	4	4	4	4	0	16.1	14.8	9.00	15.170	55.070	
8.	Q3	GOMES	Camilla	BRA	1994	4											1.6	2.0	1.00	1.780	6.380	54.600
						4	4	4	4	5	7	4	4	4	4	2	15.4	13.9	9.60	15.700	54.600	
9.	G2	METHOT	Sophiane	CAN	1998	4	4	5	2	3	4	4	4	6			14.4	12.4	8.50	13.580	48.880	54.540
						4	4	4	2	3	4	4	4	6	6	2	15.7	14.4	9.60	14.840	54.540	
10.	Q4	GOLOVINA	Luba	GEO	1990	0	2	4	4	5	4	4	4	6	5	0	16.2	12.9	9.70	15.640	54.440	54.440
						6											1.4	2.0	0.80	1.600	5.800	
11.	Q5	AUBREE	Perle	FRA	2000	4	3	6	6	4	6	6	8	6	4	4	14.3	11.3	8.90	14.400	48.900	54.390
						4	2	6	3	4	4	4	4	4	5	0	16.0	13.2	9.60	15.590	54.390	
12.	Q6	WATTS	Abbie	AUS	1997	5	6	7	6	6	5	4	6	4	6	0	14.5	13.8	9.30	15.390	52.990	54.260
						6	4	6	4	6	4	4	4	4	6	0	15.2	13.8	9.60	15.660	54.260	
13.	Q7	LABROUSSE	Lea	FRA	1997	4	3	5	2	4	4	6	4	4	4	2	15.8	14.0	9.30	15.110	54.210	54.210
																				0		
14.	Q8	ROMERO ROSARIO	Noemi	ESP	2000	2	4	4	3	4	3	4	6	4	6	0	16.0	13.1	9.60	15.430	54.130	54.130
						2	2	4	3	4	4						10.1	7.9	5.70	9.650	-0.4→32.950	
15.	Q9	MILETTE	Sarah	CAN	1997	4	4	5	3	4	6	4	4	6	6	0	15.4	14.4	9.20	15.320	-0.2→54.120	54.120
						4	4										3.2	3.2	1.90	3.310	11.610	
16.	Q10	NAVARRO LOZA	Dafne	MEX	1996	4	4	6	4	4	2	4	4	6	5	0	15.7	13.4	8.80	15.210	53.110	54.090
						3	2	4	4	4	4	4	5	6	5	2	15.7	14.2	9.10	15.090	54.090	
17.	Q11	TAM	Rachel	CAN	1998	4	2	5	4	6	6	6	7	5	6	0	14.9	13.8	9.00	14.630	52.330	54.010
						4	2	4	4	4	4	4	4	4	6	0	16.0	13.8	9.20	15.010	54.010	
18.	Q12	MAHSUDOVA	Seljan	AZE	2003	4	4	6	4	6	4	4	6	4	5	2	15.1	14.0	9.60	15.300	54.000	54.000
						4	4	6	8								5.8	5.6	3.70	6.400	21.500	
19.	Q13	RAGIMOVI	Mariam	GEO	2006	4	4	5	4	4	4	5	4	4	5	2	15.5	13.1	9.40	15.590	53.590	53.590
						6	5	6	5	6	5						8.7	8.5	5.40	9.700	32.300	
20.	Q14	SONGHURST	Isabelle	GBR	1999	4	6	6	6	4	4	4	5	4	4	0	15.3	13.8	9.40	15.050	53.550	53.550
						4	5	5	5								6.1	6.5	3.60	6.310	22.510	
21.	Q15	STEVENS	Jessica	USA	2000	4	4	6									4.6	5.1	2.70	4.900	17.300	53.540
						4	5	6	6	6	5	5	6	4	6	2	14.5	14.4	9.40	15.240	53.540	
22.	Q16	WEBSTER	Cheyenne Sarah	USA	1998	4	4	6	4	6	6	6	4	4	5	2	14.9	14.0	9.40	15.220	53.520	53.520
						4	5	6	4	6	6	5	6	5	5	4	14.4	14.0	9.00	15.180	52.580	
23.	Q17	DOIHATA	Chisato	JPN	1994	3	4	5	4	6	4	4	6	6	7	1	15.0	14.2	9.40	15.060	-0.2→53.460	53.460
						4	4	6	4	4	4	4	5	6	7	1	15.1	13.5	9.20	15.160	52.960	
24.	Q18	GOMES	Alice	BRA	1999	4	4	6	4	6	4	4	6	4	4	0	15.4	13.4	9.70	14.910	53.410	53.410
						6	2	4	4	6	4	6	4	4	4	2	15.4	13.4	9.40	15.170	53.370	
25.	R1	AHSINGER	Nicole	USA	1998	4	4	4	6	5	6	6	6	6	6	0	14.7	14.3	9.10	14.730	52.830	53.400
						6	6	4	4	6	4	6	4	4	5	4	14.7	14.3	9.20	15.200	53.400	
26.	R2	MAIOR	Ingrid	POR	1996	6	6	6	5	6	5	4	4	4	6	2	14.6	14.0	9.00	15.300	52.900	52.900
						4	4	6	4	6	6	4	4	4	6	20	13.2	14.0	9.70	15.580	52.480	
27.		RODRIGUEZ	Melania	ESP	2001	2	2	4	4	6	4	4	4	5	5	0	16.0	13.2	8.60	14.720	52.520	52.520
						3	5	8	6	6							7.2	5.6	4.50	7.600	-0.4→24.500	



					S1	S2	S3	S4	S5	S6	S7	S8	S9	S10	L	E	D	HD	ToF	Total	Score
28.	FLORIAN	Imogen	AUS	2001	6	6	6	5	6	6	6	6	6	8	2	13.7	13.8	9.40	14.980	51.880	52.380
					6	6	6	4	6	6	4	6	6	6	0	14.4	13.8	9.20	14.980		
29.	PENEVA	Hristina	BUL	1999	4	3	4	5	6	4	6	6	6	8	4	14.4	12.7	8.80	15.240	51.140	52.370
					5	3	4	4	6	4	4	6	6	8	0	15.0	12.9	9.30	15.170		
30.	JANIGAVA	Teona	GEO	1997	5	4	6	6	6							7.3	6.7	4.50	7.830	26.330	52.310
					4	4	4	4	6	4	4	4	4	4	0	15.8	11.6	9.80	15.110		
31.	JURBERT	Marine	FRA	1992	4											1.6	1.5	1.00	1.640	5.740	52.230
					4	4	3	4	5	2	4	4	6	4	0	16.0	12.1	9.20	14.930		
32.	SMITH	Samantha	CAN	1992	6	5	8	5	6	6	6	6	6	6	2	13.8	14.0	9.60	14.790	52.190	52.190
					6	6	6	4	4	6	8	4	8	7	0	14.1	13.7	9.00	14.430		
33.	APAKIDZE	Anano	GEO	2004	4	4	4	4	5	4	4	6	6	8	2	14.9	13.1	9.00	15.050	-0.2→51.850	52.180
					4	4	4	4	6	5	5	6	4	8	4	14.6	13.1	9.50	15.180	-0.2→52.180	
34.	BUTOLINA	Viktoriya	KAZ	2004	4	4	4	6	6	4	4	6	6	7	2	14.7	13.5	9.40	14.520	52.120	52.120
					4	4	5	4	6	6	6	7	6	4	3	14.5	12.6	9.00	14.550		
35.	KULESHOVA	Kateryna	UKR	2001	4	2	5	4	6	6	4	4	4	4	10	14.7	12.2	9.00	15.150	51.050	52.010
					4	2	6	3	5	4	4	4	4	7	3	15.4	12.4	9.10	15.110		
36.	JURICKOVA	Michaela	CZE	2006	6	6	6	6	6	7	6	7	5	4	0	14.1	11.0	8.60	14.580	48.280	51.880
					5	2	4	5	5	4	4	6	4	4	2	15.5	12.1	9.40	14.880		
37.	CORREIA	Sofia	POR	2001	4	2	6	2	4	4	4	5				12.9	10.5	7.30	12.580	43.280	51.860
					5	2	6	4	6	4	4	4	4	6	2	15.3	13.0	8.80	14.760		
38.	KASAPOGLOU	Lila	GRE	1995	4	9	4	4	6	6	4	4	5	6	2	14.6	11.5	8.80	14.070	48.970	51.540
					5	6	6	3	6	4	4	6	4	6	0	15.0	13.4	9.00	14.140		
39.	MARIANITO NUNES	Catarina	POR	2000	6	6	4	6	8	6	8	10	6	6	2	13.2	12.3	9.10	14.680	49.280	51.500
					6	6	4	6	6	4	6	6	6	6	2	14.2	13.3	9.10	14.900		
40.	SJOEBERG	Lina	SWE	1993	4	6	7	7	6	6	6	6	6	6	0	14.0	13.8	9.30	14.380	51.480	51.480
					4	7	6	6	6							7.1	7.4	4.70	7.420		
41.	CARVALHO	Mariana	POR	1998	6											1.4	1.7	0.90	1.630	5.630	51.330
					4	4	4	4	6	8	6	6	6	6	1	14.5	13.3	8.80	14.930	-0.2→51.330	
42.	VAN NATTA	Trinity	USA	1999	6	6	5	6	6	6	6	6	6	4	1	14.2	13.4	9.20	14.150	50.950	50.950
					5	6	6	6	4	4	7	6	8	4	2	14.2	12.8	8.80	14.280		
43.	HRUDOVA	Aneta	CZE	2005	4	2	4	4	4	4	3	4	4	3	0	16.4	10.0	9.60	14.860	50.860	50.860
					4	4	4	6	4	2	4	4	4	3	0	16.1	9.4	9.00	14.560		
44.	YALCIN	Livanur	TUR	2001	6	5	6	4	6	9						8.4	8.6	5.30	8.710	31.010	50.600
					4	4	6	4	6	4	4	8	8	6	6	14.0	12.6	9.40	14.600		
45.	SCHMIDT	Rachel	NZL	1994	6	7	6	4	6	5	4	6	6	8	0	14.2	12.0	9.60	14.790	50.590	50.590
					7	6	6	5	8	6	5	6	6	8	0	13.7	12.0	9.40	14.620		
46.	ROESLER	Aileen	GER	1999	4	2										3.4	2.3	1.80	3.400	10.900	50.560
					4	4	5	4	6	5	6	2	4	6	20	13.4	13.1	9.10	14.960		
47.	OVCARUKA	Darja	LAT	2005	4	6	6	4	6	4	4	4	4	7	2	14.9	11.6	9.30	14.720	50.520	50.520
					5	6										2.9	2.7	1.80	3.170		
48.	KARAKUS	Sila	TUR	2004	6	6	6	6	6	6	5	8	6	8	4	13.3	13.1	9.10	14.800	50.300	50.300
					6	4	6	6	8							7.0	6.7	4.50	7.690		
49.	JENSEN	Smilla	DEN	2003	6	6	6	4	7	4	5	6	5	6	0	14.5	12.7	8.70	14.390	50.290	50.290
					8	6	6	6	8	6	6	8	6	8	0	13.2	13.3	9.20	14.170		
50.	SARAFOVA	Diana	BUL	2005	5	4	6	3	6	6	6	7	6	6	4	14.1	12.3	9.20	14.540	50.140	50.140
					4	4	6	4	6	8	6	8	6	6	2	14.0	12.3	9.00	14.350		
51.	AYDIN	Sude	TUR	2001	6	4	4	3	6							7.7	6.7	4.50	7.610	26.510	49.750
					6	4	6	3	6	7	5	6	6	6	2	14.3	11.9	9.30	14.250		
52.	UYAMA	Megu	JPN	1996	6											1.4	2.0	1.00	1.610	6.010	49.430
					6	6	4	6	8	6	7	8	8	4	0	13.7	11.8	9.70	14.230		
53.	MARKELOVA	Anjelika	UZB	2006	3	4	6	4	6	4	7	4	6	6	4	14.6	10.1	9.60	14.500	48.800	49.230
					4	4	6	6	6	4	6	4	6	6	0	14.8	10.1	9.70	14.630		
54.	DE LEON	Aixa	MEX	2006	4	3	4	4	4	6	6	6	6	4	2	15.1	11.1	8.90	13.640	48.740	49.200
					4	4	5	4	4	6	4	6	5	4	4	15.0	11.1	9.30	13.800		
55.	MURGO	Isabella	ITA	2002	6	8	6	10	10	8	8	8				9.6	10.5	7.00	11.060	38.160	49.040
					5	6	6	8	7	7	8	8	6	9	10	12.0	13.6	9.20	14.240		
56.	BROUSSE	Clea	FRA	2004	4	4	6	6	6	6	6	8	6	7	20	12.1	12.7	9.10	15.070	48.970	48.970
					6	6										2.8	3.1	1.80	3.290		



					S1	S2	S3	S4	S5	S6	S7	S8	S9	S10	L	E	D	HD	ToF	Total	Score	
57.	RYDEN	Hanna	 SWE	1997	6	4	6	6	6	6	6	6	9	7	0	13.8	9.8	9.40	14.530	47.530	48.960	
					6	4	6	4	6	6	6	6	6	6	0	14.4	10.4	9.40	14.760	48.960		
58.	ALAROVA	Sofia	 UKR	2006	5	6										2.9	2.2	1.50	3.150	9.750	48.470	
					6	6	7	6	7	6	4	8	6	5	4	13.5	11.1	9.50	14.370	48.470		
59.	CAO	Yunzhu	 CHN	2003	6											1.4	2.0	0.90	1.680	5.980	48.190	
					6	6	4	4	6	6	4	6	6			13.2	12.6	8.40	13.990	48.190		
60.	LEMOINE	Alva	 SWE	1998	6	2	8	6	8	10						8.0	6.7	5.10	8.560	28.360	47.870	
					6	2	8	5	6	8	6	6	4	6	2	14.1	10.4	9.10	14.270	47.870		
61.	STJAERNBORG	Tuva	 SWE	2006	6	8	8	5	6	6	4	7	6	6	10	12.8	12.0	9.10	13.780	47.680	47.700	
					6	7	7	6	8	6	6	6	6	6	4	13.2	11.4	9.40	13.700	47.700		
62.	HAMZA	Malak	 EGY	2001	6	8	6	6	6	8						8.0	5.8	4.80	8.590	27.190	46.920	
					7	6	4	6	6	8	6	6	7	6	2	13.6	10.4	9.20	13.720	46.920		
63.	MALKOVA	Svitlana	 UKR	1990	6											1.4	2.0	1.00	1.570	5.970	46.140	
					6	6	7	4	7	6	8	6	6			12.4	12.4	8.00	13.340	46.140		
64.	WANSCH	Amelie	 AUT	2006	6	6	8	7	8	6	6	10	10			11.3	9.1	8.40	12.740	41.540	46.110	
					6	8	9	7	8	6	6	8	8	9	0	12.5	10.3	9.30	14.010	46.110		
65.	PIATAKOVA	Veronika	 UKR	2006	6	4										3.0	2.0	1.60	3.270	9.870	43.280	
					6	4	8	9	6	7	6	6	6			12.2	9.3	8.50	13.280	43.280		
66.	PICKERING	Jessica	 AUS	2001	6	6	6									4.2	4.9	2.80	4.790	-0.2	16.490	41.760
					6	6	6	6	6	6	6	8				11.0	11.5	7.60	11.660	41.760		
67.	ADAM	Leonie	 GER	1993	4	5	2	5	4	5	5					11.0	8.9	6.70	10.770	37.370	37.370	
					4	6										3.0	3.1	1.80	3.220	11.120		
68.	ESEN	Ecem Nisa	 TUR	2006	4	4	6	4	6	8	6					10.2	9.0	6.30	10.380	35.880	35.880	
					4											1.6	1.5	1.00	1.570	5.670		
69.	HAGARTY	Carina	 AUS	2000	6	6	8									4.0	4.9	2.70	4.670	16.270	16.270	
					5											1.5	2.0	0.80	1.620	5.920		
70.	SCHURING	Romana	 NED	1995																DNS	0	
																				DNS		





					S1	S2	S3	S4	S5	S6	S7	S8	S9	S10	L	E	D	HD	ToF	Total	Score	
6.	G5	DAVIDSON	Madaline	NZL	1999	4	4	4	5	5	4	2	4	6	6	1	15.5	14.4	9.90	15.440	55.240	55.240
						4	6	4	6	5	4	4	5	6	6	2	14.8	15.0	9.50	15.450	54.750	
7.	Q2	SATAKE	Reina	JPN	1995	4	4	4	4	4	4	5	4	4	4	0	15.9	14.8	9.40	15.140	55.240	55.240
						4	4	4	3	4	4	4	4	4	4	0	16.1	14.8	9.00	15.170	55.070	

Art. 4.4.1 Individual Trampoline

In case of a tie, the ranking will be determined by the following criteria:

1. The gymnast with the higher T-score of the counting exercise prevails
2. The gymnast with the higher H-score of the counting exercise prevails
3. The gymnast with the higher D-score of the counting exercise prevails
4. The gymnast with the higher sum of all E-scores the counting exercise prevails
5. The gymnast with the higher sum of the scores of the two exercises (applicable only for the first Qualifying Round)





FIG Trampoline World Cup - COIMBRA 2023 4th Edition

Individual trampoline – FEMALE – Qualification2

Group 1

1.	TAM	Rachel		CAN	1998
2.	DAVIDSON	Madaline		NZL	1999
3.	MAHSUDOVA	Seljan		AZE	2003
4.	PAGE	Bryony		GBR	1990
5.	WEBSTER	Cheyenne Sarah		USA	1998
6.	ZHU	Xueying		CHN	1998
7.	RAGIMОВИ	Mariam		GEO	2006
8.	SONGHURST	Isabelle		GBR	1999
9.	STEVENS	Jessica		USA	2000
10.	LABROUSSE	Lea		FRA	1997
11.	GOMES	Alice		BRA	1999
12.	GOMES	Camilla		BRA	1994

Group 2

1.	MILETTE	Sarah		CAN	1997
2.	FAN	Xinyi		CHN	2002
3.	AUBREE	Perle		FRA	2000
4.	MORI	Hikaru		JPN	1999
5.	ROMERO ROSARIO	Noemi		ESP	2000
6.	METHOT	Sophiane		CAN	1998
7.	HU	Yicheng		CHN	1998
8.	SATAKE	Reina		JPN	1995
9.	WATTS	Abbie		AUS	1997
10.	DOIHATA	Chisato		JPN	1994
11.	GOLOVINA	Luba		GEO	1990
12.	NAVARRO LOZA	Dafne		MEX	1996

Generated by sporttech.io official scoring system at Jul 8, 2023 12:07:07 PM. Live results at www.sporttech.io/explore.

Organization



Institutional Partners



Technical Partners



Sponsors





version 1 - 2023.07.07 - 20:00

TRAMPOLINE INDIVIDUAL WOMEN Q2		
CJP	ANDERSSON Ulf	SWE
E-1	ABU ELELA MOHAMED Eslam	EGY
E-2	COULTER Andrew	IRL
E-3	BOROVSKA Natalya	UKR
E-4	GAIDA Viola	GER
E-5	NAVA ACEVES Paulina	MEX
E-6	GLOVER Janine	NZL
D-7	VAN WETERING Babette	NED
D-8	HEBERT Dante	USA
RES	MURTAZINA Olga	KAZ

Superior jury

Pt	LAMBERT Christophe	FIG
SJ-E1	POLIARROUSH Dmitri	FIG
SJ-E2	SHINYA Muto	FIG
SJ-D	STOYCHEVA Mariela	FIG



FIG Trampoline World Cup - COIMBRA 2023 4th Edition
Individual trampoline – FEMALE – Qualification2

					S1	S2	S3	S4	S5	S6	S7	S8	S9	S10	L	E	D	HD	ToF	Total	Score	
1.	G1	ZHU	Xueying	CHN	1998	2	2	4	3	4	2	4	4	2	4	0	16.9	14.4	9.30	15.670	56.270	56.270
2.	G2	FAN	Xinyi	CHN	2002	4	2	4	2	4	2	4	4	4	4	0	16.6	14.4	9.20	15.860	56.060	56.060
3.		HU	Yicheng	CHN	1998	4	2	4	3	4	4	4	4	3	4	0	16.4	14.4	9.30	15.630	55.730	55.730
4.	Q1	SATAKE	Reina	JPN	1995	4	4	4	2	4	5	4	4	3	4	0	16.2	14.8	9.40	15.150	55.550	55.550
5.	Q2	PAGE	Bryony	GBR	1990	3	4	5	4	4	2	5	4	3	4	0	16.2	14.4	9.40	15.410	55.410	55.410
6.	Q3	METHOT	Sophieane	CAN	1998	3	2	4	2	2	4	4	4	4	6	2	16.3	14.0	9.40	14.870	54.570	54.570
7.	Q4	GOMES	Camilla	BRA	1994	4	4	4	6	6	6	6	4	4	6	2	14.8	14.6	9.30	15.730	54.430	54.430
8.	Q5	LABROUSSE	Lea	FRA	1997	4	2	4	3	2	4	6	4	4	6	0	16.1	14.0	9.10	15.200	54.400	54.400
9.	Q6	DOIHATA	Chisato	JPN	1994	4	4	6	5	6	4	4	4	6	6	0	15.1	14.4	9.50	15.340	54.340	54.340
10.		MILETTE	Sarah	CAN	1997	4	4	6	4	6	6	4	4	4	6	0	15.2	14.0	9.30	15.300	53.800	53.800
11.		ROMERO ROSARIO	Noemi	ESP	2000	2	2	4	4	6	4	4	4	4	6	0	16.0	13.1	9.20	15.390	53.690	53.690
12.		DAVIDSON	Madaline	NZL	1999	4	4	2	6	6	6	4	6	6	4	14.6	14.4	9.50	15.190	53.690	53.690	
13.		MORI	Hikaru	JPN	1999	8	8	6	6	6	4	4	5	6	6	0	14.1	14.4	9.40	15.530	53.430	53.430
14.		WATTS	Abbie	AUS	1997	6	6	6	5	6	5	4	5	6	6	0	14.5	13.8	9.30	15.750	53.350	53.350
15.		AUBREE	Perle	FRA	2000	4	4	6	5	4	6	6	4	4	4	0	15.3	13.6	9.30	15.120	53.320	53.320
16.		SONGHURST	Isabelle	GBR	1999	5	6	6	6	6	4	4	6	5	6	0	14.6	14.4	9.30	14.890	53.190	53.190
17.		TAM	Rachel	CAN	1998	6	4	6	4	6	5	4	4	4	6	1	15.0	13.8	9.60	14.590	52.990	52.990
18.		GOLOVINA	Luba	GEO	1990	2	4	4	6	6	6	4	4	6	6	2	15.0	12.9	9.40	15.390	52.690	52.690
19.		WEBSTER	Cheyenne Sarah	USA	1998	6	6	6	6	7	6	6	6	6	6	1	13.8	14.6	9.00	14.880	52.280	52.280
20.		RAGIMOMI	Mariam	GEO	2006	6	6	6	4	6	4	6	6	6	7	20	12.3	12.7	9.00	14.660	48.660	48.660
21.		MAHSUDOVA	Seljan	AZE	2003	5	4	6	4	6	5	5	7			11.8	11.7	7.20	12.300	43.000	43.000	
22.		NAVARRO LOZA	Dafne	MEX	1996	6	7	8	6	4	6	6	8			10.9	11.3	7.30	12.020	41.520	41.520	
23.		STEVENS	Jessica	USA	2000	4	6	6	4	6	6					8.8	8.8	5.60	9.670	32.870	32.870	
24.		GOMES	Alice	BRA	1999	6										1.4	1.9	0.80	1.680	5.780	5.780	





					S1	S2	S3	S4	S5	S6	S7	S8	S9	S10	L	E	D	HD	ToF	Total	Score
11.	ROMERO ROSARIO	Noemi	ESP	2000	2	2	4	4	6	4	4	4	4	6	0	16.0	13.1	9.20	15.390	53.690	53.690
12.	DAVIDSON	Madaline	NZL	1999	4	4	2	6	6	6	4	6	6	6	4	14.6	14.4	9.50	15.190	53.690	53.690

Art. 4.4.1 Individual Trampoline

In case of a tie, the ranking will be determined by the following criteria:

1. The gymnast with the higher T-score of the counting exercise prevails
2. The gymnast with the higher H-score of the counting exercise prevails
3. The gymnast with the higher D-score of the counting exercise prevails
4. The gymnast with the higher sum of all E-scores the counting exercise prevails
5. The gymnast with the higher sum of the scores of the two exercises (applicable only for the first Qualifying Round)





FIG Trampoline World Cup - COIMBRA 2023 4th Edition

Individual trampoline – FEMALE – Final

Group 1

1.	PAGE	Bryony		GBR	1990
2.	FAN	Xinyi		CHN	2002
3.	LABROUSSE	Lea		FRA	1997
4.	METHOT	Sophiane		CAN	1998
5.	DOIHATA	Chisato		JPN	1994
6.	GOMES	Camilla		BRA	1994
7.	ZHU	Xueying		CHN	1998
8.	SATAKE	Reina		JPN	1995

Generated by sporttech.io official scoring system at Jul 8, 2023 12:09:29 PM. Live results at www.sporttech.io/explore.

Organization



Institutional Partners



Technical Partners



Sponsors





version 1 - 2023.07.08 - 13:00

TRAMPOLINE WOMEN FINALS		
CJP	ANDERSSON Ulf	SWE
E-1	ABU ELELA MOHAMED Eslam	EGY
E-2	COULTER Andrew	IRL
E-3	BOROVSKA Natalya	UKR
E-4	GAIDA Viola	GER
E-5	NAVA ACEVES Paulina	MEX
E-6	HEBERT Dante	USA
D-7	VAN WETERING Babette	NED
D-8	GLOVER Janine	NZL
RES	MURTAZINA Olga	KAZ

Superior jury

Pt	LAMBERT Christophe	FIG
SJ-E1	POLIARROUSH Dmitri	FIG
SJ-E2	SHINYA Muto	FIG
SJ-D	STOYCHEVA Mariela	FIG

Organization



Institutional Partners



Technical Partners



Sponsors





FIG Trampoline World Cup - COIMBRA 2023 4th Edition

Individual trampoline – FEMALE – Final

					S1	S2	S3	S4	S5	S6	S7	S8	S9	S10	L	E	D	HD	ToF	Total	Score
1.	PAGE	Bryony	GBR	1990	2	2	4	5	5	2	4	4	3	5	2	16.2	15.2	9.70	15.830	56.930	56.930
2.	ZHU	Xueying	CHN	1998	2	2	4	2	4	2	4	4	2	4	0	17.0	14.4	9.50	15.920	56.820	56.820
3.	GOMES	Camilla	BRA	1994	4	4	6	4	4	4	4	4	4	5	1	15.6	15.0	9.30	15.880	55.780	55.780
4.	FAN	Xinyi	CHN	2002	3	2	3	2	4	3	4	4	4	4	4	16.3	14.4	9.30	15.680	55.680	55.680
5.	SATAKE	Reina	JPN	1995	4	3	4	2	5	5	4	4	4	4	0	16.1	14.8	9.40	15.340	55.640	55.640
6.	LABROUSSE	Lea	FRA	1997	4	4	4	2	3	5	4	4	6	4	2	15.8	14.0	9.00	15.340	54.140	54.140
7.	METHOT	Sophiane	CAN	1998	4	2	4	6	4	4						9.6	9.2	5.70	9.220	-0.2→33.520	33.520
8.	DOIHATA	Chisato	JPN	1994	5											1.5	2.0	1.00	1.630	-0.2→5.930	5.930

Generated by sporttech.io official scoring system at Jul 8, 2023 4:09:04 PM. Live results at www.sporttech.io/explore.



Organization



Institutional Partners



Technical Partners




Sponsors






MEDALISTS

1  PAGE
56.930

2  ZHU
56.820

3  GOMES
55.780

Organization



Institutional Partners



Technical Partners



Sponsors





FIG Trampoline World Cup - COIMBRA 2023 4th Edition

Synchronised trampoline – FEMALE – Qualification

Group 1

1. T2	LABROUSSE Lea		FRA	1997
	JURBERT Marine		FRA	1992
2. T3	CORREIA Sofia		POR	2001
	MAIOR Ingrid		POR	1996
3. T3	STEVENS Jessica		USA	2000
	VAN NATTA Trinity		USA	1999
4. T2	GOMES Camilla		BRA	1994
	GOMES Alice		BRA	1999
5. T2	JURICKOVA Michaela		CZE	2006
	HRUDOVA Aneta		CZE	2005
6. T3	KARAKUS Sila		TUR	2004
	YALCIN Livanur		TUR	2001
7. T2	ZHU Xueying		CHN	1998
	HU Yicheng		CHN	1998
8. T3	ALAROVA Sofia		UKR	2006
	PIATAKOVA Veronika		UKR	2006

Group 2

1. T2	WATTS Abbie		AUS	1997
	PICKERING Jessica		AUS	2001
2. T3	AUBREE Perle		FRA	2000
	BROUSSE Clea		FRA	2004
3. T3	RYDEN Hanna		SWE	1997
	REDMAN Sofia		SWE	2001
4. T2	CARVALHO Mariana		POR	1998
	MARIANITO NUNES Catarina		POR	2000
5. T2	RAGIMOV Mariam		GEO	2006
	APAKIDZE Anano		GEO	2004
6. T2	SAKURAI Ena		JPN	2003
	TANAKA Kiko		JPN	2006
7. T2	SJOEBERG Lina		SWE	1993
	LEMOINE Alva		SWE	1998

Group 3

1. T2	TAM Rachel		CAN	1998
	SMITH Samantha		CAN	1992
2. T3	FLORIAN Imogen		AUS	2001
	HAGARTY Carina		AUS	2000
3. T3	GOLOVINA Luba		GEO	1990
	JANIGAVA Teona		GEO	1997
4. T2	MALKOVA Svitlana		UKR	1990
	KULESHOVA Kateryna		UKR	2001
5. T2	AYDIN Sude		TUR	2001
	ESEN Ecem Nisa		TUR	2006
6. T2	AHSINGER Nicole		USA	1998
	WEBSTER Cheyenne Sarah		USA	1998
7. T3	METHOT Sophiane		CAN	1998
	MILETTE Sarah		CAN	1997

Generated by [sporttech.io](https://www.sporttech.io) official scoring system at Jul 7, 2023 7:26:10 PM. Live results at www.sporttech.io/explore.



Institutional Partners



Technical Partners



Sponsors





version 1 - 2023.07.06 - 18:00

SYNCHRO WOMEN Q1		
CJP	PAZOS Maria Inmaculada	ESP
E-1	NAVA ACEVES Paulina	MEX
E-2	KOLOZAKIS Evangelos	GRE
E-3	MORGAN Clive	GBR
E-4	UNAL Hakan	TUR
E-5	VAN WETERING Babette	NED
E-6	KHILKO Ekaterina	UZB
D-7	ABU ELELA MOHAMED Eslam	EGY
D-8	GAIDA Viola	GER
RES	ANDERSSON Ulf	SWE

Superior jury

Pt	LAMBERT Christophe	FIG
SJ-E	POLIARROUSH Dmitri	FIG
SJ-D	LIU Xing	FIG



FIG Trampoline World Cup - COIMBRA 2023 4th Edition
Synchronised trampoline – FEMALE – Qualification

					S1	S2	S3	S4	S5	S6	S7	S8	S9	S10	L	E	D	HD	Syn	Total	Score	
1.	G2	SAKURAI TANAKA	Ena Kiko	JPN	2003	1.5	0.5	1.5	1.0	1.0	1.5	1.0	1.0	2.0	1.5	0	8.75	11.2	9.45	16.52	45.920	48.990
				JPN	2006	1.0	0.5	1.0	1.0	1.0	2.0	1.0	1.0	2.0	1.0	2.0	1.0	0	8.85	11.2	9.50	19.44
2.	G1	ZHU HU	Xueying Yicheng	CHN	1998	0	0.5	2.0	0.5	1.5	2.0	1.0	1.0	1.5	0.5	0	8.95	11.4	9.40	18.94	48.690	48.690
				CHN	1998																	
3.	Q1	RAGIMOV APAKIDZE	Mariam Anano	GEO	2006	2.0	2.0	2.0	1.5	2.0	2.5	2.0	2.0	1.0	2.5	0	8.05	12.1	9.10	17.50	46.750	48.390
				GEO	2004	2.0	2.0	2.0	1.5	2.0	2.0	1.0	1.5	1.0	2.0	1.5	8.15	12.1	9.50	18.64	48.390	
4.	G3	AHSINGER WEBSTER	Nicole Cheyenne Sarah	USA	1998	2.5	2.5	2.5	2.5	2.5	2.5	2.5	2.5	2.5	0.5	7.45	13.1	8.95	18.74	48.240	48.240	
				USA	1998																	0
5.	Q2	TAM SMITH	Rachel Samantha	CAN	1998	2.5	2.0	3.0	2.0	2.5	3.0	3.5	3.0	3.0	4.0	0	7.15	13.1	9.25	18.28	47.780	47.780
				CAN	1992	2.0	2.0	3.0	2.0	2.5	2.5	3.5	3.0	3.5				6.60	11.5	8.35	13.92	40.370
6.		METHOT MILETTE	Sophiane Sarah	CAN	1998	2.0	2.0	2.0	1.0	1.5	1.5	1.0	0.5	1.5	2.0	1.0	8.40	11.8	9.35	18.14	47.690	47.690
				CAN	1997	2.0	2.0	2.0	2.0	2.5	1.5	1.0	0	1.5	2.5	1.0	8.20	11.8	8.80	15.74	44.540	
7.	Q3	AUBREE BROUSSE	Perle Clea	FRA	2000	2.0	1.0	2.0	2.0	2.5	1.5					4.90	6.9	5.50	9.94	27.240	47.640	
				FRA	2004	2.0	1.0	2.0	2.5	2.5	1.5	2.0	1.5	2.0	1.5	1.0	8.05	11.5	9.55	18.54	47.640	
8.	Q4	GOMES GOMES	Camilla Alice	BRA	1994	1.0	0.5	2.0	1.0	3.0	2.0	2.0	2.0	1.5	2.0	1.0	8.20	11.3	9.20	18.02	46.720	47.370
				BRA	1999	0	0.5	2.0	1.5	2.5	2.0	2.0	2.0	1.5	2.0	0.5	8.35	11.3	9.40	18.32	47.370	
9.		LABROUSSE JURBERT	Lea Marine	FRA	1997	1.0	2.0	3.0	1.0	2.5	1.5	2.0	2.0	2.0	0	8.10	11.2	9.35	18.70	47.350	47.350	
				FRA	1992	1.0	1.5										1.75	2.0	1.90	3.90	9.550	
10.		STEVENS VAN NATTA	Jessica Trinity	USA	2000	2.5	1.5	3.0	2.0	2.5	2.0	2.0	2.5	2.0	2.0	1.0	7.70	11.3	9.65	17.94	46.590	46.590
				USA	1999	2.5	2.0	3.0	2.0	2.5	2.0	3.0	4.5	3.5	2.0	1.0	7.20	11.3	9.10	16.80	44.400	
11.	Q5	FLORIAN HAGARTY	Imogen Carina	AUS	2001	2.5	3.0	2.0	2.5	3.0	2.0	1.5	1.0	2.0	3.5	0.5	7.65	11.6	9.25	17.90	46.400	46.400
				AUS	2000	2.5	2.5	2.0	2.5	3.5	2.5	1.5	1.5	2.0	3.5	0	7.60	11.6	9.35	16.80	45.350	
12.		JURICKOVA HRUDOVA	Michaela Aneta	CZE	2006	2.0	1.5	2.0	1.0	2.0	2.5	2.0	2.0	2.0	0	8.10	9.4	9.30	16.52	43.320	46.180	
				CZE	2005	2.5	1.0	2.0	1.0	2.0	2.0	1.5	2.0	2.0	2.0	0.5	8.15	9.4	9.35	19.28	46.180	
13.		WATTS PICKERING	Abbie Jessica	AUS	1997	2.5	2.5	2.5	2.5	2.5	1.5	2.5	2.0	3.0		6.85	10.2	8.30	16.98	42.330	46.140	
				AUS	2001	3.0	2.5	2.5	2.5	2.5	2.0	2.0	2.0	2.5	3.0	5.0	7.05	11.8	9.15	18.14	46.140	
14.		ALAROVA PIATAKOVA	Sofia Veronika	UKR	2006	2.0	1.0	2.0	2.5	2.0	2.0	1.5	2.0	2.0	4.0	1.5	7.75	10.4	9.35	18.58	46.080	46.080
				UKR	2006	2.5	1.0	3.0									2.35	3.3	2.80	5.98	14.430	
15.		MALKOVA KULESHOVA	Svitlana Kateryna	UKR	1990	2.5										0.75	1.5	0.90	1.94	5.090	45.780	
				UKR	2001	2.5	2.5	2.5	1.5	2.0	2.5	2.5	2.5	1.0	3.5	1.5	7.55	11.4	8.95	17.88	45.780	
16.		SJOEBERG LEMOINE	Lina Alva	SWE	1993	2.5	2.0	2.5	3.5	2.5	2.0	2.0	2.0	2.5	3.0	1.0	7.45	9.9	9.45	18.00	44.800	45.430
				SWE	1998	2.5	2.5	2.5	2.5	2.5	1.0	1.5	1.5	2.5	3.0	1.0	7.70	9.9	9.55	18.28	45.430	
17.		CARVALHO MARIANITO NUNES	Mariana Catarina	POR	1998	3.0	2.0	2.5	3.0	3.0	2.0	2.0	1.5	2.0	3.0	0.5	7.55	11.2	9.20	17.46	45.410	45.410
				POR	2000	2.5	2.0	2.0	3.0	3.5	3.0	1.5	2.0	2.5			6.80	9.8	8.30	16.52	41.420	
18.		CORREIA MAIOR	Sofia Ingrid	POR	2001	1.0	2.5	1.5	3.0	3.0	0.5	3.0	2.0	2.5	3.5	0.5	7.70	11.8	9.10	15.38	43.980	43.980
				POR	1996	0.5	2.5	1.5	3.0	2.5	1.0	3.0					5.60	7.9	6.45	12.42	32.370	
19.		AYDIN ESEN	Sude Ecem Nisa	TUR	2001	3.0	2.0									1.50	2.7	1.85	3.90	9.950	37.910	
				TUR	2006	3.0	3.0	2.5	2.0	3.0	2.0	2.0	2.5	2.5			6.75	10.7	8.10	12.36	37.910	
20.		RYDEN REDMAN	Hanna Sofia	SWE	1997	3.5	3.0	3.5	3.0	2.5						3.45	5.0	4.70	9.38	22.530	37.840	
				SWE	2001	3.5	3.0	3.5	3.5	3.0	3.0	3.0	2.5	3.0			6.20	8.1	8.20	15.34	37.840	
21.		KARAKUS YALCIN	Sila Livanur	TUR	2004	1.0	2.5	2.5	3.0							3.10	4.4	3.65	7.10	18.250	31.860	
				TUR	2001	1.0	3.0	3.5	3.0	3.0	2.5	3.5	3.5				5.70	9.4	7.20	9.56	31.860	
22.		GOLOVINA JANJGAVA	Luba Teona	GEO	1990																DNS	0
				GEO	1997																	





FIG Trampoline World Cup - COIMBRA 2023 4th Edition

Synchronised trampoline – FEMALE – Final

Group 1

1.	AHSINGER Nicole		USA	1998
	WEBSTER Cheyenne Sarah		USA	1998
2.	TAM Rachel		CAN	1998
	SMITH Samantha		CAN	1992
3.	SAKURAI Ena		JPN	2003
	TANAKA Kiko		JPN	2006
4.	AUBREE Perle		FRA	2000
	BROUSSE Clea		FRA	2004
5.	ZHU Xueying		CHN	1998
	HU Yicheng		CHN	1998
6.	FLORIAN Imogen		AUS	2001
	HAGARTY Carina		AUS	2000
7.	GOMES Camilla		BRA	1994
	GOMES Alice		BRA	1999
8.	RAGIMOV Mariam		GEO	2006
	APAKIDZE Anano		GEO	2004

Generated by sporttech.io official scoring system at Jul 7, 2023 8:18:42 PM. Live results at www.sporttech.io/explore.

Organization



Institutional Partners



Technical Partners



Sponsors





version 1 - 2023.07.07 - 20:00

SYNCHRO WOMEN FINAL		
CJP	VANGELOVA Mariya	BUL
E-1	ANDERSSON Ulf	SWE
E-2	PAZOS Maria Inmaculada	ESP
E-3	VAN WETERING Babette	NED
E-4	UNAL Hakan	TUR
E-5	ANTONE Vera	LAT
E-6	MURTAZINA Olga	KAZ
D-7	ABU ELELA MOHAMED Eslam	EGY
D-8	GAIDA Viola	GER
RES	COULTER Andrew	IRL

Superior jury

Pt	LAMBERT Christophe	FIG
SJ-E1	SHUYSKA Tatiana	FIG
SJ-E2	MUTO Shinya	FIG
SJ-D1	STOYCHEVA Mariela	FIG
SJ-D2	VICENTE Miguel	FIG



FIG Trampoline World Cup - COIMBRA 2023 4th Edition
Synchronised trampoline – FEMALE – Final

						S1	S2	S3	S4	S5	S6	S7	S8	S9	S10	L	E	D	HD	Syn	Total	Score
1.	#36828	SAKURAI	Ena	JPN	2003	1.5	1.0	1.5	0.5	1.5	2.0	1.5	1.0	2.0	1.5	0	8.60	11.2	9.50	18.98	48.280	48.280
	#42872	TANAKA	Kiko	JPN	2006																	
2.	#13518	AHSINGER	Nicole	USA	1998	2.5	3.0	2.5	2.5	2.5	2.0	2.5	2.0	2.0	2.5	0	7.60	13.1	9.20	18.26	48.160	48.160
	#30331	WEBSTER	Cheyenne Sarah	USA	1998																	
3.	#23988	TAM	Rachel	CAN	1998	2.5	2.0	3.0	2.0	2.5	3.0	3.5	2.0	2.5	3.5	0	7.35	13.1	9.25	18.02	47.720	47.720
	#6506	SMITH	Samantha	CAN	1992																	
4.	#29539	ZHU	Xueying	CHN	1998	1.0	1.5	2.0	1.0	2.0	1.5	1.0	1.0	0.5	1.5	0	8.70	12.4	9.55	16.78	47.430	47.430
	#25063	HU	Yicheng	CHN	1998																	
5.	#7220	GOMES	Camilla	BRA	1994	1.0	0.5	2.5	1.5	2.5	2.0	2.0	2.0	1.5	3.0	1.0	8.05	11.3	9.35	18.24	46.940	46.940
	#16236	GOMES	Alice	BRA	1999																	
6.	#40815	RAGIMOV	Mariam	GEO	2006	2.5	2.0	2.5	1.5	2.0	2.5	2.0	2.0	1.0	2.5	1.0	7.85	12.1	9.15	17.26	46.360	46.360
	#40814	APAKIDZE	Anano	GEO	2004																	
7.	#24903	AUBREE	Perle	FRA	2000	2.5	0.5	2.5	2.5	3.0	2.0	2.0	2.5	2.0	2.5	0.5	7.75	11.5	9.35	14.94	43.540	43.540
	#41548	BROUSSE	Clea	FRA	2004																	
8.	#24576	FLORIAN	Imogen	AUS	2001	3.0	3.0	2.5	3.0	3.5	3.0	1.5	1.5	2.5			6.65	10.0	8.40	13.96	39.010	39.010
	#24559	HAGARTY	Carina	AUS	2000																	

Generated by sporttech.io official scoring system at Jul 7, 2023 8:18:42 PM. Live results at www.sporttech.io/explore.

Organization



Institutional Partners



Technical Partners




Sponsors





MEDALISTS

1  SAKURAI
 TANAKA
48.280

2  AHSINGER
 WEBSTER
48.160

3  TAM
 SMITH
47.720





FIG Trampoline World Cup - COIMBRA 2023 4th Edition

Tumbling – FEMALE – Qualification

Group 1

1.	NEYRINCK	Sara		BEL	2005
2.	EFRAIMOGLOU	Alexandra		GRE	2004
3.	PINTO	Francisca		POR	2004
4.	KEALY	Megan		GBR	2000
5.	LAFFERTY	Kaitlin		GBR	2001
6.	PREVOT	Maiwenn		FRA	2004
7.	THONGPHAY	Rosalie		USA	2006
8.	SANTOS	Matilde		POR	2006
9.	MORANCAIS	Manon		FRA	2001
10.	KATCHALOVA	Anastasia		USA	2005

Group 2

1.	YEATES	Comfort		GBR	2005
2.	WAMBOTE	Emilie		FRA	1997
3.	AGOSTINHO	Margarida		POR	2002
4.	CHOMILIER	Yanna		FRA	2005
5.	CASCALHEIRA	Mariana		POR	2003
6.	PAPENHAUSE	Jill		USA	2005
7.	OPPON	Naana		GBR	2006
8.	VAN REGENMORTEL	Louise		BEL	2003
9.	BRUNS	Miah		USA	2003

Generated by sporttech.io official scoring system at Jul 7, 2023 7:32:41 PM. Live results at www.sporttech.io/explore.

Organization



Institutional Partners



Technical Partners



Sponsors





version 1 - 2023.07.06 - 18:00

TUMBLING WOMEN QUALIFICATIONS (Q1)		
CJP	APOLONIA Luis	POR
E-1	VAN LINDEN Evi	BEL
E-2	THOMPSON Claire	IRL
E-3	ALIYEV Rahib	AZE
E-4	TARIN Yves	FRA
E-5		
E-6		
D-7	HANFORD Deanna	USA
D-8	EVANS Gemma	GBR
RES		

Superior jury

Pt	LAMBERT Christophe	FIG
SJ-E	SHUISKA Tatiana	FIG
SJ-D	LIU Xing	FIG



FIG Trampoline World Cup - COIMBRA 2023 4th Edition

Tumbling – FEMALE – Qualification

					S1	S2	S3	S4	S5	S6	S7	S8	L	E	D	Total	Score	
1.	G2	BRUNS	Miah	USA	2003	0	0	2	2	0	0	0	4	2	19.0	7.1	26.100	51.200
						0	0	3	3	1	0	1	6	2	18.4	6.7	25.100	
2.	Q1	OPPON	Naana	GBR	2006	0	0	4	2	2	1	1	6	2	18.2	6.9	25.100	50.400
						0	1	3	2	2	1	0	5	2	18.4	6.9	25.300	
3.	G1	KEALY	Megan	GBR	2000	1	2	4	4	3	2	2	8	2	17.2	7.4	24.600	49.300
						0	4	2	2	4	2	2	7	2	17.5	7.2	24.700	
4.	Q2	MORANCAIS	Manon	FRA	2001	1	2	3	2	1	0	0	6	3	18.2	6.9	25.100	49.000
						0	1	4	3	2	2	2	6	2	17.8	6.1	23.900	
5.	Q3	CHOMILIER	Yanna	FRA	2005	0	0	4	4	3	2	1	6	2	17.8	6.7	24.500	48.800
						0	0	5	3	2	1	1	6	2	18.0	6.3	24.300	
6.	Q4	EFRAIMOGLOU	Alexandra	GRE	2004	0	2	4	3	2	2	2	7	2	17.6	7.1	24.700	48.400
						2	2	1	6	4	3	2	10	2	16.8	6.9	23.700	
7.	Q5	VAN REGENMORTEL	Louise	BEL	2003	0	2	4	2	2	2	1	6	6	17.5	6.9	24.400	48.400
						0	2	4	3	2	1	1	6	2	17.9	6.1	24.000	
8.		YEATES	Comfort	GBR	2005	0	2	4	3	2	1	0	6	6	17.6	7.1	-0.2→24.500	48.300
						1	2	6	4	2	2	1	6	5	17.1	6.9	-0.2→23.800	
9.		PREVOT	Maiwenn	FRA	2004	1	2	4	4	3	2	2	6	3	17.3	6.5	23.800	47.900
						0	2	6	2	2	2	0	6	4	17.6	6.5	24.100	
10.	Q6	NEYRINCK	Sara	BEL	2005	1	2	4	4	2	2	2	6	2	17.5	6.5	24.000	47.600
						0	1	6	3	2	2	1	6	6	17.3	6.5	-0.2→23.600	
11.		AGOSTINHO	Margarida	POR	2002	1	2	4	4	3	3	2	8	2	17.1	6.3	23.400	47.200
						0	2	4	4	2	2	1	8	2	17.5	6.3	23.800	
12.		KATCHALOVA	Anastasia	USA	2005	1	2	4	4	3	2	2	6	2	17.4	6.5	23.900	47.100
						0	4	2	2	1	0	0	4	2	18.5	4.7	23.200	
13.		CASCALHEIRA	Mariana	POR	2003	0	2	4	3	4	3	2	6	3	17.3	6.5	23.800	46.400
						0	2	2	0	0	0	1	5	6	18.4	4.4	-0.2→22.600	
14.		PAPENHAUSE	Jill	USA	2005	0	2	2	5	3	2	1	7	4	17.4	6.1	23.500	45.500
						0	2	2	1	0	0	1	4	6	18.4	3.8	-0.2→22.000	
15.		LAFFERTY	Kaitlin	GBR	2001	0	2	2	4	3	2	2	7	4	17.4	6.6	24.000	44.200
						0	2	6	6	4	6	3	7	4	16.2	4.0	20.200	
16.		WAMBOTE	Emilie	FRA	1997	0	0	4	4	3	2	2	8	4	17.3	6.5	23.800	44.100
						0	0	6	3	3	2	2	8	2	17.4	2.9	20.300	
17.		SANTOS	Matilde	POR	2006	0	2	3	2	2	2	2	7	2	17.8	3.8	21.600	43.100
						0	2	2	2	1	2	2	6	4	17.9	3.6	21.500	
18.		THONGPHAY	Rosalie	USA	2006	1	2	1	6	3	4		0	14.3	2.8	-0.2→16.900	40.200	
						0	2	2	2	1	0	0	6	2	18.5	4.8	23.300	
19.		PINTO	Francisca	POR	2004	1	2	5	4	4	4	2		0	15.8	1.9	17.700	38.500
						2	2	4	4	3	2	2	10	6	16.5	4.5	-0.2→20.800	

Generated by sporttech.io official scoring system at Jul 7, 2023 7:32:41 PM. Live results at www.sporttech.io/explore.



Organization



Institutional Partners



Technical Partners



Sponsors





					S1	S2	S3	S4	S5	S6	S7	S8	L	E	D	Total	Score	
6.	Q4	EFRAIMOGLOU	Alexandra	GRE	2004	0	2	4	3	2	2	2	7	2	17.6	7.1	24.700	48.400
						2	2	1	6	4	3	2	10	2	16.8	6.9	23.700	
7.	Q5	VAN REGENMORTEL	Louise	BEL	2003	0	2	4	2	2	2	1	6	6	17.5	6.9	24.400	48.400
						0	2	4	3	2	1	1	6	2	17.9	6.1	24.000	

Art. 4.4.4 Tumbling and Double Mini-Trampoline

In case of a tie, in points at any place in the First Qualifying Round (Q1), the ranking will be determined by the following criteria:

1. The gymnast with the higher sum of the D-scores of both exercises prevails
2. The gymnast with the higher sum of all the E-scores of both exercises prevails
3. The gymnast with the higher sum of all the E-scores per skill of both exercises, minus the lower E-score per skill, prevails
4. The gymnast with the higher sum of all the E-scores per skill of both exercises, minus the two lower E-scores per skill, and subsequently until the five lowest, prevails

In case of a tie, in points at any place in the Second Qualifying Round (Q2), the ranking will be determined by the following criteria:

1. The gymnast with the higher ranking in the First Qualifying Round (Q1) prevails

In case of a tie, in points at any place in F1, the ranking will be determined by the following criteria:

1. The gymnast with the higher ranking in the Second Qualifying Round (Q2) prevails

In case of a tie, in points at any place in F2, the ranking will be determined by the following criteria:

1. The gymnast with the higher ranking in F1 prevails






FIG Trampoline World Cup - COIMBRA 2023 4th Edition

Tumbling – FEMALE – Final 1

Group 1

1.	CHOMILIER	Yanna		FRA	2005
2.	KEALY	Megan		GBR	2000
3.	NEYRINCK	Sara		BEL	2005
4.	OPPON	Naana		GBR	2006
5.	BRUNS	Miah		USA	2003
6.	VAN REGENMORTELO	Louise		BEL	2003
7.	MORANCAIS	Manon		FRA	2001
8.	EFRAIMOGLU	Alexandra		GRE	2004

Generated by [sporttech.io](https://www.sporttech.io) official scoring system at Jul 7, 2023 8:15:05 PM. Live results at www.sporttech.io/explore.

Organization



Institutional Partners



Technical Partners



Sponsors





version 1 - 2023.07.07 - 20:00

TUMBLING WOMEN FINALS		
CJP	APOLONIA Luis	POR
E-1	VAN LINDEN Evi	BEL
E-2	THOMPSON Claire	IRL
E-3	ALIYEV Rahib	AZE
E-4	TARIN Yves	FRA
E-5	HANFORD Deanna	USA
E-6	EVANS Gemma	GBR
D-7	VANGELOVA Mariya	BUL
D-8	DESROSIERS Julie	CAN
RES		

Superior jury

Pt	LAMBERT Christophe	FIG
SJ-E	SHUISKA Tatiana	FIG
SJ-D	STOYCHEVA Mariela	FIG



FIG Trampoline World Cup - COIMBRA 2023 4th Edition

Tumbling – FEMALE – Final 1

						S1	S2	S3	S4	S5	S6	S7	S8	L	E	D	Total	Score
1.	Q1	BRUNS	Miah	USA	2003	0	0	2	2	1	1	0	5	0	18.9	7.1	26.000	26.000
2.	Q2	OPPON	Naana	GBR	2006	0	0	2	2	2	0	0	4	4	18.6	7.1	25.700	25.700
3.	Q3	MORANCAIS	Manon	FRA	2001	0	0	2	2	2	2	1	6	2	18.3	6.9	25.200	25.200
4.	Q4	EFRAIMOGLOU	Alexandra	GRE	2004	2	2	2	4	3	2	1	6	2	17.6	7.1	24.700	24.700
5.		VAN REGENMORTEL	Louise	BEL	2003	0	1	4	4	2	2	1	6	2	17.8	6.9	24.700	24.700
6.		KEALY	Megan	GBR	2000	0	0	4	2	2	0	2		0	17.0	3.8	20.800	20.800
7.		CHOMILIER	Yanna	FRA	2005	0	0	4	2	5	6	4	10	6	16.3	3.6	19.900	19.900
8.		NEYRINCK	Sara	BEL	2005	0	1	4	4	2	2	2		0	16.5	3.3	19.800	19.800

Generated by sporttech.io official scoring system at Jul 8, 2023 3:23:41 PM. Live results at www.sporttech.io/explore.



Organization



Institutional Partners



Technical Partners



Sponsors





						S1	S2	S3	S4	S5	S6	S7	S8	L	E	D	Total	Score
4.	Q4	EFRAIMOGLOU	Alexandra	GRE	2004	2	2	2	4	3	2	1	6	2	17.6	7.1	24.700	24.700
5.		VAN REGENMORTEL	Louise	BEL	2003	0	1	4	4	2	2	1	6	2	17.8	6.9	24.700	24.700

Art. 4.4.4 Tumbling and Double Mini-Trampoline

In case of a tie, in points at any place in the First Qualifying Round (Q1), the ranking will be determined by the following criteria:

1. The gymnast with the higher sum of the D-scores of both exercises prevails
2. The gymnast with the higher sum of all the E-scores of both exercises prevails
3. The gymnast with the higher sum of all the E-scores per skill of both exercises, minus the lower E-score per skill, prevails
4. The gymnast with the higher sum of all the E-scores per skill of both exercises, minus the two lower E-scores per skill, and subsequently until the five lowest, prevails

In case of a tie, in points at any place in the Second Qualifying Round (Q2), the ranking will be determined by the following criteria:

1. The gymnast with the higher ranking in the First Qualifying Round (Q1) prevails

In case of a tie, in points at any place in F1, the ranking will be determined by the following criteria:

1. The gymnast with the higher ranking in the Second Qualifying Round (Q2) prevails

In case of a tie, in points at any place in F2, the ranking will be determined by the following criteria:

1. The gymnast with the higher ranking in F1 prevails









FIG Trampoline World Cup - COIMBRA 2023 4th Edition

Tumbling – FEMALE – Final 2

Group 1

1.	OPPON	Naana		GBR	2006
2.	BRUNS	Miah		USA	2003
3.	MORANCAIS	Manon		FRA	2001
4.	EFRAIMOGLOU	Alexandra		GRE	2004

Generated by [sporttech.io](https://www.sporttech.io) official scoring system at Jul 8, 2023 2:36:21 PM. Live results at www.sporttech.io/explore.

Organization



Institutional Partners



Technical Partners



Sponsors





FIG Trampoline World Cup - COIMBRA 2023 4th Edition

Tumbling – FEMALE – Final 2

					S1	S2	S3	S4	S5	S6	S7	S8	L	E	D	Total	Score
1.	BRUNS	Miah	USA	2003	0	0	4	2	2	0	0	6	0	18.6	6.7	25.300	25.300
2.	OPPON	Naana	GBR	2006	0	0	3	2	2	0	0	6	2	18.5	6.7	25.200	25.200
3.	EFRAIMOGLOU	Alexandra	GRE	2004	1	2	4	2	2	0	0	6	2	18.1	7.1	25.200	25.200
4.	MORANCAIS	Manon	FRA	2001	0	1	5	2	2	2	0	8	2	17.8	6.3	24.100	24.100

Generated by [sporttech.io](https://www.sporttech.io) official scoring system at **Jul 8, 2023 2:40:01 PM**. Live results at www.sporttech.io/explore.



Organization



Institutional Partners



Technical Partners



Sponsors





					S1	S2	S3	S4	S5	S6	S7	S8	L	E	D	Total	Score
2.	OPPON	Naana	GBR	2006	0	0	3	2	2	0	0	6	2	18.5	6.7	25.200	25.200
3.	EFRAIMOGLU	Alexandra	GRE	2004	1	2	4	2	2	0	0	6	2	18.1	7.1	25.200	25.200

Art. 4.4.4 Tumbling and Double Mini-Trampoline

In case of a tie, in points at any place in the First Qualifying Round (Q1), the ranking will be determined by the following criteria:

1. The gymnast with the higher sum of the D-scores of both exercises prevails
2. The gymnast with the higher sum of all the E-scores of both exercises prevails
3. The gymnast with the higher sum of all the E-scores per skill of both exercises, minus the lower E-score per skill, prevails
4. The gymnast with the higher sum of all the E-scores per skill of both exercises, minus the two lower E-scores per skill, and subsequently until the five lowest, prevails

In case of a tie, in points at any place in the Second Qualifying Round (Q2), the ranking will be determined by the following criteria:

1. The gymnast with the higher ranking in the First Qualifying Round (Q1) prevails

In case of a tie, in points at any place in F1, the ranking will be determined by the following criteria:

1. The gymnast with the higher ranking in the Second Qualifying Round (Q2) prevails




In case of a tie, in points at any place in F2, the ranking will be determined by the following criteria:

1. The gymnast with the higher ranking in F1 prevails





MEDALISTS

-  **BRUNS**
25.300
-  **OPPON**
25.200
-  **EFRAIMOGL...**
25.200

Organization



Institutional Partners



Technical Partners



Sponsors





FIG Trampoline World Cup - COIMBRA 2023 4th Edition

Double mini-trampoline – FEMALE – Qualification

Group 1

1.	SOEHN	Kalena		CAN	1999
2.	ROBINSON	Cheyanna		AUS	1999
3.	KENT	Jacqueline		USA	2006
4.	SAPRAUTZKI	Imani		GER	2006
5.	THOMAS	Braida		AUS	1996
6.	THONGPHAY	Rosalie		USA	2006
7.	NEL	Kayla		AUS	1999
8.	HOWELL	Kayla		CAN	2004
9.	BEATTIE	Kim		GBR	1998
10.	MARTINS	Ines		POR	1994
11.	ROMERIL	Melissa		NZL	1999
12.	NOBUHARA	Shelby		USA	2004

Group 2

1.	SHEVELAN	Ruth		GBR	1992
2.	TARRANT	Madeleine		GBR	2004
3.	GARCIA	Alexandra		POR	2006
4.	STJAERNBORG	Tuva		SWE	2006
5.	WAY	Kirsty		GBR	1998
6.	FRENCH	Amber		AUS	2003
7.	RAGA	Aliah		USA	2004
8.	HEINRICH	Anastasia		GER	2005
9.	GAGO	Diana		POR	2002
10.	ABRANTES	Rita		POR	2004
11.	LANGNER	Sabrina		GER	2004

Generated by sporttech.io official scoring system at Jul 7, 2023 7:33:44 PM. Live results at www.sporttech.io/explore.

Organization



Institutional Partners



Technical Partners



Sponsors





version 1 - 2023.07.06 - 18:00

DMT WOMEN QUALIFICATIONS (Q1)		
CJP	GILLIS Darren	AUS
E-1	HALLWIG Robert	USA
E-2	HOUSE Traci	CAN
E-3	KOECHER Bernd	GER
E-4	SIMAO Rute	POR
E-5	GOERANSSON Mats	SWE
E-6	BOJAKOWSKI Konrad	POL
D-7	JONES Andrew	GBR
D-8	AUSTINE Brett Thomas	AUS
RES	FILIPSKY Rebecca	AUT

Superior jury

Pt	LAMBERT Christophe	FIG
SJ-E	VICENTE Miguel	FIG
SJ-D	SHINYA Muto	FIG



FIG Trampoline World Cup - COIMBRA 2023 4th Edition

Double mini-trampoline – FEMALE – Qualification

						S1	S2	L	E	D	Total	Score
1.	G2	WAY	Kirsty	GBR	1998	4	6	1	18.9	7.2	26.100	52.700
						4	4	2	19.0	7.6	26.600	
2.	G1	ROBINSON	Cheyanna	AUS	1999	4	6	2	18.8	7.2	26.000	51.700
						6	5	2	18.7	7.2	-0.2→25.700	
3.	Q1	THOMAS	Braidia	AUS	1996	4	8	4	18.4	7.2	25.600	51.300
						8	8	3	18.1	7.6	25.700	
4.	Q2	NOBUHARA	Shelby	USA	2004	5	6	2	18.7	7.2	-0.2→25.700	51.300
						7	5	0	18.8	6.8	25.600	
5.	Q3	KENT	Jacqueline	USA	2006	6	8	2	18.4	7.2	25.600	50.900
						6	7	2	18.5	6.8	25.300	
6.	Q4	GAGO	Diana	POR	2002	4	6	4	18.6	7.2	25.800	50.800
						6	6	0	18.8	6.8	-0.6→25.000	
7.		RAGA	Aliah	USA	2004	4	8	4	18.4	7.2	-0.6→25.000	50.400
						6	6	4	18.4	7.6	-0.6→25.400	
8.	Q5	HEINRICH	Anastasia	GER	2005	6	6	2	18.6	6.0	24.600	50.400
						4	6	0	19.0	6.8	25.800	
9.	Q6	SHEVELAN	Ruth	GBR	1992	8	8	2	18.2	7.2	25.400	50.000
						8	10	4	17.8	7.6	-0.8→24.600	
10.		BEATTIE	Kim	GBR	1998	4	8	2	18.6	7.2	-0.6→25.200	49.600
						4	6	0	19.0	6.0	-0.6→24.400	
11.		FRENCH	Amber	AUS	2003	8	6	2	18.4	6.4	24.800	49.500
						8	7	0	18.5	6.8	-0.6→24.700	
12.		ROMERIL	Melissa	NZL	1999	8	6	2	18.4	6.4	24.800	49.400
						8	6	0	18.6	6.0	24.600	
13.		NEL	Kayla	AUS	1999	4	6	2	18.8	6.0	24.800	49.000
						4	4	0	19.2	5.6	-0.6→24.200	
14.		THONGPHAY	Rosalie	USA	2006	4	9	6	18.1	6.4	-1.0→23.500	48.900
						4	6	2	18.8	7.2	-0.6→25.400	
15.		MARTINS	Ines	POR	1994	8	8	0	18.4	5.6	24.000	48.600
						6	6	2	18.6	6.0	24.600	
16.		HOWELL	Kayla	CAN	2004	4	6	3	18.7	6.4	-0.2→24.900	48.200
						6	8	20	16.6	6.9	-0.2→23.300	

Generated by [sporttech.io](https://www.sporttech.io) official scoring system at **Jul 7, 2023 7:33:44 PM**. Live results at www.sporttech.io/explore.



Organization



Institutional Partners



Technical Partners



Sponsors



						S1	S2	L	E	D	Total	Score
17.	SAPRAUTZKI	Imani	 GER	2006	6	8	2	18.4	6.0		24.400	48.000
					4	10	2	18.4	5.2		23.600	
18.	GARCIA	Alexandra	 POR	2006	6	6	4	18.4	5.6		24.000	48.000
					6	8	2	18.4	5.6		24.000	
19.	SOEHN	Kalena	 CAN	1999	4	8	3	18.5	5.6	-0.6→	23.500	47.800
					5	4	4	18.7	5.6		24.300	
20.	ABRANTES	Rita	 POR	2004	5	4	2	18.9	5.2	-0.2→	23.900	47.500
					6	6	2	18.6	5.2	-0.2→	23.600	
21.	LANGNER	Sabrina	 GER	2004	8	6	0	18.6	4.8	-0.6→	22.800	45.600
					8	8	2	18.2	4.8	-0.2→	22.800	
22.	TARRANT	Madeleine	 GBR	2004	7			17.3	2.4		19.700	43.600
					8	7	2	18.3	5.6		23.900	
23.	STJAERNBORG	Tuva	 SWE	2006							DNS	0
											DNS	

Generated by sporttech.io official scoring system at **Jul 7, 2023 7:33:44 PM**. Live results at www.sporttech.io/explore.



Organization



Institutional Partners



Technical Partners



Sponsors



						S1	S2	L	E	D	Total	Score
3.	Q1	THOMAS	Brida	AUS	1996	4	8	4	18.4	7.2	25.600	51.300
						8	8	3	18.1	7.6	25.700	
4.	Q2	NOBUHARA	Shelby	USA	2004	5	6	2	18.7	7.2	-0.2→25.700	51.300
						7	5	0	18.8	6.8	25.600	
7.		RAGA	Aliah	USA	2004	4	8	4	18.4	7.2	-0.6→25.000	50.400
						6	6	4	18.4	7.6	-0.6→25.400	
8.	Q5	HEINRICH	Anastasia	GER	2005	6	6	2	18.6	6.0	24.600	50.400
						4	6	0	19.0	6.8	25.800	
17.		SAPRAUTZKI	Imani	GER	2006	6	8	2	18.4	6.0	24.400	48.000
						4	10	2	18.4	5.2	23.600	
18.		GARCIA	Alexandra	POR	2006	6	6	4	18.4	5.6	24.000	48.000
						6	8	2	18.4	5.6	24.000	

Art. 4.4.4 Tumbling and Double Mini-Trampoline

In case of a tie, in points at any place in the First Qualifying Round (Q1), the ranking will be determined by the following criteria:

1. The gymnast with the higher sum of the D-scores of both exercises prevails
2. The gymnast with the higher sum of all the E-scores of both exercises prevails
3. The gymnast with the higher sum of all the E-scores per skill of both exercises, minus the lower E-score per skill, prevails
4. The gymnast with the higher sum of all the E-scores per skill of both exercises, minus the two lower E-scores per skill, and subsequently until the five lowest, prevails

In case of a tie, in points at any place in the Second Qualifying Round (Q2), the ranking will be determined by the following criteria:

1. The gymnast with the higher ranking in the First Qualifying Round (Q1) prevails

In case of a tie, in points at any place in F1, the ranking will be determined by the following criteria:

1. The gymnast with the higher ranking in the Second Qualifying Round (Q2) prevails

In case of a tie, in points at any place in F2, the ranking will be determined by the following criteria:

1. The gymnast with the higher ranking in F1 prevails













FIG Trampoline World Cup - COIMBRA 2023 4th Edition

Double mini-trampoline – FEMALE – Final 1

Group 1

1.	SHEVELAN	Ruth		GBR	1992
2.	HEINRICH	Anastasia		GER	2005
3.	THOMAS	Braida		AUS	1996
4.	KENT	Jacqueline		USA	2006
5.	GAGO	Diana		POR	2002
6.	WAY	Kirsty		GBR	1998
7.	ROBINSON	Cheyanna		AUS	1999
8.	NOBUHARA	Shelby		USA	2004

Generated by [sporttech.io](https://www.sporttech.io) official scoring system at Jul 7, 2023 8:04:42 PM. Live results at www.sporttech.io/explore.

Organization



Institutional Partners



Technical Partners



Sponsors





version 1 - 2023.07.07 - 20:00

DMT WOMEN FINALS		
CJP	GILLIS Darren	AUS
E-1	HALLWIG Robert	USA
E-2	HOUSE Traci	CAN
E-3	KOECHER Bernd	GER
E-4	SIMAO Rute	POR
E-5	GOERANSSON Mats	SWE
E-6	MURTAZINA Olga	KAZ
D-7	JONES Andrew	GBR
D-8	AUSTINE Brett Thomas	AUS
RES	NAVA ACEVES Paulina	MEX

Superior jury

Pt	LAMBERT Christophe	FIG
SJ-E	VICENTE Miguel	FIG
SJ-D	SHINYA Muto	FIG



FIG Trampoline World Cup - COIMBRA 2023 4th Edition

Double mini-trampoline – FEMALE – Final 1

						S1	S2	L	E	D	Total	Score
1.	Q1	WAY	Kirsty	GBR	1998	6	4	2	18.8	7.2	26.000	26.000
2.	Q2	ROBINSON	Cheyanna	AUS	1999	6	6	2	18.6	7.2	-0.2→25.600	25.600
3.	Q3	THOMAS	Braida	AUS	1996	6	8	4	18.2	7.2	-0.2→25.200	25.200
4.	Q4	KENT	Jacqueline	USA	2006	6	8	4	18.2	7.2	-0.2→25.200	25.200
5.		SHEVELAN	Ruth	GBR	1992	7	8	2	18.3	7.6	-0.8→25.100	25.100
6.		NOBUHARA	Shelby	USA	2004	8	8	0	18.4	6.0	-0.8→23.600	23.600
7.		GAGO	Diana	POR	2002	7			17.3	4.0	21.300	21.300
8.		HEINRICH	Anastasia	GER	2005	6			17.4	2.8	20.200	20.200

Generated by [sporttech.io](https://www.sporttech.io) official scoring system at **Jul 8, 2023 3:29:00 PM**. Live results at www.sporttech.io/explore.



Organization



Institutional Partners



Technical Partners



Sponsors



							S1	S2	L	E	D	Total	Score
3.	Q3	THOMAS	Braida	AUS	1996	6	8	4	18.2	7.2	-0.2	→25.200	25.200
4.	Q4	KENT	Jacqueline	USA	2006	6	8	4	18.2	7.2	-0.2	→25.200	25.200

Art. 4.4.4 Tumbling and Double Mini-Trampoline

In case of a tie, in points at any place in the First Qualifying Round (Q1), the ranking will be determined by the following criteria:

1. The gymnast with the higher sum of the D-scores of both exercises prevails
2. The gymnast with the higher sum of all the E-scores of both exercises prevails
3. The gymnast with the higher sum of all the E-scores per skill of both exercises, minus the lower E-score per skill, prevails
4. The gymnast with the higher sum of all the E-scores per skill of both exercises, minus the two lower E-scores per skill, and subsequently until the five lowest, prevails

In case of a tie, in points at any place in the Second Qualifying Round (Q2), the ranking will be determined by the following criteria:

1. The gymnast with the higher ranking in the First Qualifying Round (Q1) prevails

In case of a tie, in points at any place in F1, the ranking will be determined by the following criteria:

1. The gymnast with the higher ranking in the Second Qualifying Round (Q2) prevails

In case of a tie, in points at any place in F2, the ranking will be determined by the following criteria:

1. The gymnast with the higher ranking in F1 prevails









FIG Trampoline World Cup - COIMBRA 2023 4th Edition

Double mini-trampoline – FEMALE – Final 2

Group 1

1.	THOMAS	Braida		AUS	1996
2.	KENT	Jacqueline		USA	2006
3.	WAY	Kirsty		GBR	1998
4.	ROBINSON	Cheyanna		AUS	1999

Generated by [sporttech.io](https://www.sporttech.io) official scoring system at Jul 8, 2023 3:29:07 PM. Live results at www.sporttech.io/explore.

Organization



Institutional Partners



Technical Partners



Sponsors





FIG Trampoline World Cup - COIMBRA 2023 4th Edition

Double mini-trampoline – FEMALE – Final 2

					S1	S2	L	E	D	Total	Score
1.	WAY	Kirsty	GBR	1998	4	6	2	18.8	8.4	-0.6→26.600	26.600
2.	ROBINSON	Cheyanna	AUS	1999	7	6	2	18.5	7.2	-1.0→24.700	24.700
3.	KENT	Jacqueline	USA	2006	6	6	3	18.5	6.8	-0.6→24.700	24.700
4.	THOMAS	Braida	AUS	1996	8	6	2	18.4	6.8	-0.6→24.600	24.600

Generated by [sporttech.io](https://www.sporttech.io) official scoring system at **Jul 8, 2023 3:29:07 PM**. Live results at www.sporttech.io/explore.



Organization



Institutional Partners



Technical Partners



Sponsors





FIG Trampoline World Cup - COIMBRA 2023 4th Edition
Double mini-trampoline — FEMALE — Final 2 — Tie Break Report

					S1	S2	L	E	D	Total	Score
2.	ROBINSON	Cheyanna	AUS	1999	7	6	2	18.5	7.2	-1.0→24.700	24.700
3.	KENT	Jacqueline	USA	2006	6	6	3	18.5	6.8	-0.6→24.700	24.700

Art. 4.4.4 Tumbling and Double Mini-Trampoline

In case of a tie, in points at any place in the First Qualifying Round (Q1), the ranking will be determined by the following criteria:

1. The gymnast with the higher sum of the D-scores of both exercises prevails
2. The gymnast with the higher sum of all the E-scores of both exercises prevails
3. The gymnast with the higher sum of all the E-scores per skill of both exercises, minus the lower E-score per skill, prevails
4. The gymnast with the higher sum of all the E-scores per skill of both exercises, minus the two lower E-scores per skill, and subsequently until the five lowest, prevails

In case of a tie, in points at any place in the Second Qualifying Round (Q2), the ranking will be determined by the following criteria:

1. The gymnast with the higher ranking in the First Qualifying Round (Q1) prevails

In case of a tie, in points at any place in F1, the ranking will be determined by the following criteria:

1. The gymnast with the higher ranking in the Second Qualifying Round (Q2) prevails

In case of a tie, in points at any place in F2, the ranking will be determined by the following criteria:

1. The gymnast with the higher ranking in F1 prevails



Organization



Institutional Partners



Technical Partners



Sponsors





MEDALISTS

1  WAY
26.600

2  ROBINSON
24.700

3  KENT
24.700

Organization



Institutional Partners



Technical Partners



Sponsors





FIG Trampoline World Cup - COIMBRA 2023 4th Edition

Individual trampoline – MALE – Qualification

Group 1

1.	HUSSEIN	Khaled		EGY	2001
2.	SANCHEZ	Raul		ESP	2001
3.	DUTRA	Rayan		BRA	2002
4.	STAMP	Andrew		GBR	2001
5.	KHASANBOEV	Mirshokhid		UZB	2005
6.	LI	Yuming		CHN	2005
7.	ZAYED	Omar		EGY	2001
8.	KHAKIMOV	Abdulaziz		UZB	2001
9.	MUSSABAYEV	Danil		KAZ	1998
10.	PATISSO COLONNA	Samuele		ITA	2003
11.	PFLEIDERER	Matthias		GER	1995
12.	ZAKRZEWSKI	Artur		POL	1993

Group 2

1.	VOGEL	Fabian		GER	1995
2.	MIYANO	Hayato		JPN	2002
3.	TASMAGAMBETOV	Yerlan		KAZ	2004
4.	DIMITROV	Martin		BUL	2006
5.	MORANTE	Allan		FRA	1994
6.	ROWLEY	Isaac		USA	1999
7.	PETERSEN	Teis		DEN	1997
8.	HE	Longyu		CHN	2000
9.	GESUELLI	Cody		USA	1998
10.	KHOLMIRZAEV	Ziloliddin		UZB	2002
11.	DAVYDENKO	Anton		UKR	1996
12.	MARTIN	Jorge		ESP	1998

Group 3

1.	RIOU	Florestan		FRA	2001
2.	SPES	Lev		SLO	2005
3.	GUEVARA	Donovan		MEX	2006
4.	LAUXTERMANN	Caio		GER	2003
5.	FERREIRA	Pedro		POR	1997
6.	ABRAHAMS	Michael		NED	2001
7.	SIERRA	Manuel		COL	2004
8.	CHARTIER	Julian		FRA	1999
9.	SMITH	Oscar		SWE	1991
10.	SHUH	Nathan		CAN	1997
11.	HERNANDEZ	Angel		COL	1995

Group 4

1.	ANGELOV	Maksim		BUL	2005
2.	VON HEIDEMAN	Linus		SWE	2004
3.	WANG	Zisai		CHN	2006
4.	SCHMIDT	Dylan		NZL	1997
5.	UNNO	Hiroto		JPN	2000
6.	RUPAR	Jure		SLO	2005
7.	LAIDLAW	Reegan		NZL	2001
8.	MCLEOD	Leuca		AUS	2005
9.	MASHARIPOV	Jurabek		UZB	2001
10.	HVALA	Aleks		SLO	2005
11.	SPATT	Martin		AUT	1994
12.	FRANCO	David		ESP	2002

Group 5

1.	ALBUQUERQUE	Gabriel		POR	2006
2.	PADILLA	Ruben		USA	2001
3.	IVANSKYI	Mykyta		UKR	2001
4.	CHARTIER	Jeremy		CAN	2001
5.	YONTUCU	Huseyin Engin		TUR	2000
6.	AUBIN	Remi		CAN	2001
7.	PERZAMANOS	Zak		GBR	2003
8.	LAVINO	Marco		ITA	2001
9.	DEVINE	Ryan		IRL	2001
10.	RUTHERFORD	Blake		AUS	1996
11.	MIHALEV	Mariyan		BUL	1999
12.	GRAPSAS	Marios		GRE	1998

Group 6

1.	SANTOS	Lucas		POR	2002
2.	FROESCHL	Niklas		AUT	1997
3.	SWADLING	Shaun		AUS	1992
4.	PROSTOROV	Mykola		UKR	1994
5.	ABREU	Diogo		POR	1993
6.	SCHULDT	Matthias		GER	2000
7.	JOHANSEN	Valdemar		DEN	2004
8.	BILLVEN EDHAMMER	Vilhelm		SWE	2005
9.	HOPFGARTNER	Georg		AUT	2002
10.	SHOSTAK	Aliasksei		USA	1995
11.	GOUZOU	Pierre		FRA	1998
12.	ALIYEV	Pirmammad		KAZ	1997

Generated by sporttech.io official scoring system at **Jul 7, 2023 4:58:57 PM**. Live results at www.sporttech.io/explore.



Group 7

1.	NORDFORS	Jonas		SWE	1992
2.	SAKAI	Ryosuke		JPN	1997
3.	SOEHN	Keegan		CAN	1992
4.	NISHIOKA	Ryusei		JPN	2003
5.	WIZANI	Benny		AUT	2001
6.	LOZANO	Amado		MEX	1998
7.	ROZHKO	Dmytro		UKR	2002
8.	MUTLU	Gurkan		TUR	1993
9.	YAN	Langyu		CHN	1999
10.	VEGA	David		ESP	1998
11.	BARKOV	Roman		KAZ	2002

Organization



Institutional Partners



Technical Partners



Sponsors





version 1 - 2023.07.06 - 18:00

TRAMPOLINE INDIVIDUAL MEN Q1		
CJP	OLIVEIRA Joao	POR
E-1	GLOVER Janine	NZL
E-2	GAIDA Viola	GER
E-3	FILIPSKY Rebecca	AUT
E-4	REHOROVA Martina	CZE
E-5	DESROSIERS Julie	CAN
E-6	ANTONE Vera	LAT
D-7	PAZOS Maria Inmaculada	ESP
D-8	VANGELOVA Mariya	BUL
RES	BELTRAMI Francesca	ITA

Superior jury

Pt	LAMBERT Christophe	FIG
SJ-E1	LIU Xing	FIG
SJ-E2	SHUYSKA Tatiana	FIG
SJ-D	VICENTE MIGUEL	FIG



FIG Trampoline World Cup - COIMBRA 2023 4th Edition
Individual trampoline – MALE – Qualification

						S1	S2	S3	S4	S5	S6	S7	S8	S9	S10	L	E	D	HD	ToF	Total	Score
1.	G7	YAN	Langyu	CHN	1999	2	2	2	2	2	4	4	4	3	4	0	17.1	17.1	9.70	17.710	61.610	61.610
						2	3	4	2	3	4	4	4	3	4	2	16.5	17.1	9.20	17.250	60.050	
2.	G4	WANG	Zisai	CHN	2006	4	4	2	2	3	4	4	4	4	4	2	16.3	17.6	8.50	16.990	59.390	60.810
						4	4	2	4	2	4	4	4	4	4	0	16.4	18.0	9.40	17.010	60.810	
3.	G2	HE	Longyu	CHN	2000	4	2	4	4	4	4	4	4	4	4	0	16.2	15.8	9.10	17.440	58.540	60.500
						4	4	2	3	3	4	4	4	4	4	0	16.4	17.1	9.60	17.400	60.500	
4.		LI	Yuming	CHN	2005	4	5	4	4	4	4	6	4	4	4	0	15.7	17.4	9.70	16.850	59.650	60.410
						4	4	4	3	3	4	4	4	2	4	0	16.4	17.4	9.30	17.310	60.410	
5.	Q1	SCHMIDT	Dylan	NZL	1997	2	4	4	4	5	3	4	4	2	6	2	16.0	16.5	8.40	16.910	57.810	60.230
						2	4	4	4	3	2	4	4	2	4	0	16.7	16.5	9.80	17.230	60.230	
6.	Q2	STAMP	Andrew	GBR	2001	4	5	4	4	6	6	4	5	6	6	2	14.8	17.1	9.50	17.290	58.690	59.880
						3	4	4	2	4	4	4	4	5	6	2	15.8	17.1	9.50	17.480	59.880	
7.	G5	PERZAMANOS	Zak	GBR	2003	4	3	4	4	6	4	4	6	4	5	0	15.6	16.7	9.30	17.490	59.090	59.450
						4	4	4	4	3	4	6	6	5	6	0	15.4	17.1	9.50	17.450	59.450	
8.	Q3	NISHIOKA	Ryusei	JPN	2003	4	2	3	4	4	4	4	4	4	5	3	15.9	17.1	9.10	17.350	59.450	59.450
																				0		
9.	Q4	MUSSABAYEV	Danil	KAZ	1998	4	6										3.0	3.8	1.80	3.600	12.200	59.120
						2	4	4	4	4	4	6	4	6	6	2	15.4	16.8	9.90	17.020	59.120	
10.	G6	GOUZOU	Pierre	FRA	1998	4	4	4	6	6	4	5	5	6	6	2	14.8	16.7	9.20	16.400	57.100	58.990
						4	4	4	5	5	4	4	4	4	4	0	15.8	16.7	9.50	16.990	58.990	
11.	Q5	UNNO	Hiroto	JPN	2000	4	4	6	6	4	4	4	6	4	6	0	15.2	17.3	9.70	16.740	58.940	58.940
						4	4	6	6	6	6	4	5	4	6	0	14.9	17.3	9.70	16.760	58.660	
12.	Q6	ALBUQUERQUE	Gabriel	POR	2006	2	4	6	6	4	5	4	4	4	6	4	15.1	16.6	9.40	17.220	58.320	58.890
						2	4	4	4	4	6	6	6	6	2	15.0	17.3	9.10	17.490	58.890		
13.	Q7	WIZANI	Benny	AUT	2001	2	4	4	6	4	4	4	4	4	6	4	15.4	16.2	9.20	17.080	57.880	58.840
						4	4	6	6	4	4	4	4	4	6	4	15.0	17.4	9.50	16.940	58.840	
14.	Q8	SAKAI	Ryosuke	JPN	1997	4	4	4	4	4	6	3	4	4	6	2	15.5	17.1	9.00	16.590	58.190	58.820
						4	5	4	4	4	5	4	4	4	6	0	15.6	17.1	9.30	16.820	58.820	
15.	G3	CHARTIER	Julian	FRA	1999	4	4	4	3	4	6	6	4	5	8	1	15.1	17.1	9.30	16.960	58.460	58.730
						4	4	4	2	4	5	5	6	6	6	0	15.4	17.1	9.10	17.130	58.730	
16.	Q9	SCHULDT	Matthias	GER	2000	6	8	6	4	5	6	6	6	6	6	0	14.1	17.1	9.70	16.610	57.510	58.540
						4	6	4	4	5	6	6	6	6	2	14.5	17.1	9.80	17.140	58.540		
17.	Q10	VOGEL	Fabian	GER	1995	4	6	4	6	6	6	5	4	4	6	1	14.8	16.2	9.60	17.050	57.650	58.410
						4	6	6	4	4	6	4	6	5	6	0	14.9	17.1	9.70	16.710	58.410	
18.	Q11	SHOSTAK	Aliasksei	USA	1995	4	3	4	4	4	4	4	3	4	4	0	16.2	16.5	8.80	16.770	58.270	58.270
						4	4										3.2	3.6	1.80	3.620	12.220	
19.	Q12	AUBIN	Remi	CAN	2001	4	6	6	6	6	5	5	6	5	5	0	14.6	17.1	9.30	17.100	58.100	58.100
						4	6	6	4	6	6	6	6	6	6	0	14.4	16.1	9.10	16.760	-0.2→56.160	
20.	Q13	ABREU	Diogo	POR	1993	6	4	4	6	10							7.0	8.4	4.60	8.660	28.660	57.970
						6	4	4	6	4	5	6	6	6	6	0	14.7	16.7	9.60	16.970	57.970	
21.	Q14	RUTHERFORD	Blake	AUS	1996	2	4	4	4	5	6	5	6	5	6	2	15.1	16.6	9.30	16.860	57.860	57.860
						4	4	5	6	4	6						9.1	10.7	5.50	10.550	35.850	
22.	Q15	MORANTE	Allan	FRA	1994	4	5	6	4	5	6	5	4	4	6	0	15.1	16.7	9.30	16.710	57.810	57.810
						4	4	5	6	6	5	4	4	4	6	0	15.2	16.7	8.40	17.080	57.380	
23.	Q16	HERNANDEZ	Angel	COL	1995	4	4	4	4	4	4	4	4	4	6	2	15.6	17.1	8.90	16.150	57.750	57.750
						4	4	2									5.0	6.0	2.60	5.200	18.800	
24.	Q17	PROSTOROV	Mykola	UKR	1994	2	4	4	4	4	6	4	5	6	6	0	15.5	15.8	9.70	16.680	57.680	57.680
						4	2	5	4	4	6	6	6	6	6	0	15.1	16.1	9.00	16.480	56.680	
25.	Q18	DAVYDENKO	Anton	UKR	1996	4	6	4	6	4	4	4	4	6	6	2	15.0	17.1	9.20	16.380	57.680	57.680
						4	4										3.2	4.0	1.80	3.660	12.660	
26.	R1	SANTOS	Lucas	POR	2002	4	4	2	4	6	6	6	7	4	8	20	12.9	16.2	9.30	17.450	55.850	57.590
						2	4	4	4	4	6	6	6	4	6	2	15.2	16.0	8.90	17.490	57.590	
27.	R2	DUTRA	Rayan	BRA	2002	4	5	4	4	4	5	4	6	5	6	2	15.1	17.1	9.10	16.050	57.350	57.350
						4											1.6	2.2	0.90	1.820	6.520	



					S1	S2	S3	S4	S5	S6	S7	S8	S9	S10	L	E	D	HD	ToF	Total	Score
57.	BARKOV	Roman	KAZ	2002	6	8	8	8	6	6	6	6	6	7	4	12.9	16.0	8.80	16.220	53.920	53.920
					5	6	6	6	6	8	6					9.7	11.7	6.40	11.570	39.370	
58.	DIMITROV	Martin	BUL	2006	3											1.7	2.0			3.700	53.520
					4	4	6	6	6	4	4	3	4	6	0	15.3	14.0	9.30	14.920	53.520	
59.	YONTUCU	Huseyin Engin	TUR	2000	4	6	6	6	6							7.2	8.6	4.40	8.640	28.840	53.240
					4	6	8	8	6	6	8	8	6	8	20	11.2	16.2	9.40	16.440	53.240	
60.	FROESCHL	Niklas	AUT	1997	6	6	8	8	6	8	8	8	8	8	0	12.6	14.8	9.60	15.430	52.430	52.980
					6	6	6	6	6	8	8	8	7	8	2	12.9	14.8	9.20	16.080	52.980	
61.	RIOU	Florestan	FRA	2001	4	6	4	6	5	4	4	4	5			13.8	14.9	8.20	15.010	51.910	51.910
																			0		
62.	ANGELOV	Maksim	BUL	2005	5	4	6	6	7	6	6	6	6	7	2	13.9	13.5	9.40	14.990	51.790	51.790
					4	4	6	3	6							7.7	7.4	4.70	7.870	27.670	
63.	MARTIN	Jorge	ESP	1998	4	4	4	6	4	5	7	7	9			13.0	15.1	8.40	15.260	51.760	51.760
					4	4	4	5	6	8	6					10.3	11.8	6.20	12.360	40.660	
64.	LAUXTERMANN	Caio	GER	2003	4	6	4	5	6	5	4	4	8			13.4	14.8	8.50	14.920	51.620	51.620
					4	6	6	6	10							6.8	7.6	4.10	8.390	26.890	
65.	BILLVEN EDHAMMER	Vilhelm	SWE	2005	6	8	8	8	8	7	8	6	8	8	3	12.2	14.0	8.90	15.740	50.840	50.840
					5	10	8	8	8	8	8	8	8	9	10	9.8	11.0	9.20	15.790	45.790	
66.	SMITH	Oscar	SWE	1991	6	4	6									4.4	5.6	2.60	5.240	17.840	49.990
					6	6	8	6	6	6	6	6	6			12.4	14.3	8.60	14.690	49.990	
67.	ZAKRZEWSKI	Artur	POL	1993	6											1.4	2.2	1.00	1.770	6.370	49.950
					6	6	4	4	6	7	6	6	5			13.0	13.5	8.60	14.850	49.950	
68.	VON HEIDEMAN	Linus	SWE	2004	5	8	8	6	8	7	8	8	9	8	4	12.1	14.2	8.80	14.830	49.930	49.930
					4	7	8	8								5.3	6.3	3.60	6.230	21.430	
69.	ZAYED	Omar	EGY	2001	6	8	8	8	8	8	8	8	8	8	2	12.0	14.0	8.90	14.780	49.680	49.680
					6											1.4	2.0	0.90	1.690	-0.4→5.590	
70.	MCLEOD	Leuca	AUS	2005	4	4	5	6	8							7.3	8.0	4.10	8.250	27.650	49.500
					4	6	4	4	4	4	6	6	6			13.6	12.8	8.40	14.700	49.500	
71.	LAIDLAW	Reegan	NZL	2001	4	4	6	7	6	6						8.7	9.0	5.60	9.700	33.000	48.810
					4	4	6	4	5	6	6	5	5			13.5	13.2	8.10	14.010	48.810	
72.	ALIYEV	Pirmammad	KAZ	1997	4	4	6	4	5	6	5	4	6			13.6	12.5	7.90	14.600	48.600	48.600
					3	4	4	3	4							8.2	7.8	4.90	8.590	29.490	
73.	HUSSEIN	Khaled	EGY	2001	6	6	8	8	10	8	7	6	6	9	2	12.4	12.5	9.10	14.420	48.420	48.420
					6	4	8									4.2	4.9	2.70	4.870	16.670	
74.	MIYANO	Hayato	JPN	2002	6	10										2.4	4.3	1.60	3.440	11.740	47.720
					5	6	4	8	10	10	7	6	6			11.8	13.2	7.90	14.820	47.720	
75.	SOEHN	Keegan	CAN	1992	4	2	4	5	5	6						9.4	10.1	5.50	9.960	34.960	46.590
					4	4	4	3	4	4	4	6				12.7	13.0	7.50	13.390	46.590	
76.	PATISSO COLONNA	Samuele	ITA	2003	6	4	6	4	6	6	5	7				11.6	13.2	7.60	13.220	45.620	45.620
																			0		
77.	SPES	Lev	SLO	2005	6	4	6	8	10							6.6	4.5	4.80	7.740	23.640	41.750
					7	4	5	6	8	6	7	8	9			12.0	8.5	8.10	13.150	41.750	
78.	HVALA	Aleks	SLO	2005	8	10	10	10	10	10	10	10	10	10	0	10.2	7.5	9.30	14.030	41.030	41.030
					8	9	9	9	10	10	10	10	10	20		8.5	7.5	9.10	14.020	39.120	
79.	SIERRA	Manuel	COL	2004	4	2	4	6	6	4						9.4	8.8	5.60	9.710	33.510	33.510
					4	4	6									4.6	4.9	2.70	5.370	17.570	
80.	KHOLMIRZAEV	Ziloliddin	UZB	2002	6											1.4	2.0	0.90	1.750	6.050	16.820
					4	2	5									4.9	4.5	2.60	4.820	16.820	
81.	RUPAR	Jure	SLO	2005	8											1.2	1.3	0.80	1.360	4.660	11.690
					10	8	10									3.2	2.5	2.30	3.690	11.690	
82.	CHARTIER	Jeremy	CAN	2001	0	0	0	0	0	0	0	0	0	0	0	20.0				DNS	0
																				DNS	





						S1	S2	S3	S4	S5	S6	S7	S8	S9	S10	L	E	D	HD	ToF	Total	Score
7.	G5	PERZAMANOS	Zak	GBR	2003	4	3	4	4	6	4	4	6	4	5	0	15.6	16.7	9.30	17.490	59.090	59.450
						4	4	4	4	3	4	6	6	5	6	0	15.4	17.1	9.50	17.450	59.450	
8.	Q3	NISHIOKA	Ryusei	JPN	2003	4	2	3	4	4	4	4	4	4	5	3	15.9	17.1	9.10	17.350	59.450	59.450
																					0	
24.	Q17	PROSTOROV	Mykola	UKR	1994	2	4	4	4	4	6	4	5	6	6	0	15.5	15.8	9.70	16.680	57.680	57.680
						4	2	5	4	4	6	6	6	6	6	0	15.1	16.1	9.00	16.480	56.680	56.680
25.	Q18	DAVYDENKO	Anton	UKR	1996	4	6	4	6	4	4	4	4	6	6	2	15.0	17.1	9.20	16.380	57.680	57.680
						4	4									3.2	4.0	1.80	3.660	12.660	12.660	
32.		ROZHKO	Dmytro	UKR	2002	2	6	4	4	4	6	5	6	6	8	3	14.6	16.2	9.70	16.480	56.980	56.980
						4	6	4	4	6	7	4	6	6		13.3	14.6	8.10	14.960	50.960	50.960	
33.		MIHALEV	Mariyan	BUL	1999	4	2	4	6	6	7	6	7	6	8	0	14.4	17.1	9.30	16.180	56.980	56.980
						4	2	6	6	6	8	6	6	8	8	6	13.4	17.1	9.40	15.730	55.630	55.630

Art. 4.4.1 Individual Trampoline

In case of a tie, the ranking will be determined by the following criteria:

1. The gymnast with the higher T-score of the counting exercise prevails
2. The gymnast with the higher H-score of the counting exercise prevails
3. The gymnast with the higher D-score of the counting exercise prevails
4. The gymnast with the higher sum of all E-scores the counting exercise prevails
5. The gymnast with the higher sum of the scores of the two exercises (applicable only for the first Qualifying Round)





FIG Trampoline World Cup - COIMBRA 2023 4th Edition

Individual trampoline – MALE – Qualification2

Group 1

1.	MUSSABAYEV	Danil		KAZ	1998
2.	HERNANDEZ	Angel		COL	1995
3.	SCHULDT	Matthias		GER	2000
4.	PERZAMANOS	Zak		GBR	2003
5.	ALBUQUERQUE	Gabriel		POR	2006
6.	MORANTE	Allan		FRA	1994
7.	WANG	Zisai		CHN	2006
8.	AUBIN	Remi		CAN	2001
9.	SAKAI	Ryosuke		JPN	1997
10.	WIZANI	Benny		AUT	2001
11.	UNNO	Hiroto		JPN	2000
12.	YAN	Langyu		CHN	1999

Group 2

1.	HE	Longyu		CHN	2000
2.	STAMP	Andrew		GBR	2001
3.	RUTHERFORD	Blake		AUS	1996
4.	VOGEL	Fabian		GER	1995
5.	DAVYDENKO	Anton		UKR	1996
6.	ABREU	Diogo		POR	1993
7.	PROSTOROV	Mykola		UKR	1994
8.	NISHIOKA	Ryusei		JPN	2003
9.	GOUZOU	Pierre		FRA	1998
10.	SHOSTAK	Aliasksei		USA	1995
11.	SCHMIDT	Dylan		NZL	1997
12.	CHARTIER	Julian		FRA	1999

Generated by sporttech.io official scoring system at Jul 8, 2023 12:07:11 PM. Live results at www.sporttech.io/explore.

Organization



Institutional Partners



Technical Partners



Sponsors





version 1 - 2023.07.07 - 20:00

TRAMPOLINE INDIVIDUAL MEN Q2		
CJP	PAZOS Maria Inmaculada	ESP
E-1	BELTRAMI Francesca	ITA
E-2	DA CUNHA SIMAO Eliane	BRA
E-3	MORGAN Clive	GBR
E-4	KHOPERIA Rusudan	GEO
E-5	GILLIS Darren	AUS
E-6	VANGELOVA Mariya	BUL
D-7	OLIVEIRA Joao	POR
D-8	FILIPSKY Rebecca	AUT
RES	CLOUD Cyril	FRA

Superior jury

Pt	LAMBERT Christophe	FIG
SJ-E1	LIU Xing	FIG
SJ-E2	SHUYSKA Tatiana	FIG
SJ-D	VICENTE MIGUEL	FIG



FIG Trampoline World Cup - COIMBRA 2023 4th Edition
Individual trampoline – MALE – Qualification2

						S1	S2	S3	S4	S5	S6	S7	S8	S9	S10	L	E	D	HD	ToF	Total	Score
1.	G1	YAN	Langyu	CHN	1999	2	2	2	2	2	2	2	4	4	4	0	17.4	17.1	9.80	17.540	61.840	61.840
2.	Q1	WANG	Zisai	CHN	2006	2	4	3	4	2	3	4	4	3	2	0	16.9	18.0	9.30	16.970	61.170	61.170
3.	G2	SCHMIDT	Dylan	NZL	1997	2	4	2	4	4	2	3	4	2	4	0	16.9	16.5	9.80	17.340	60.540	60.540
4.	Q2	ALBUQUERQUE	Gabriel	POR	2006	2	2	2	4	4	4	4	6	4	4	6	15.8	17.3	9.10	17.540	59.740	59.740
5.	Q3	ABREU	Diogo	POR	1993	6	4	4	6	4	4	4	6	4	4	0	15.4	16.7	9.50	17.790	59.390	59.390
6.	Q4	STAMP	Andrew	GBR	2001	4	4	3	4	4	4	4	6	6	6	0	15.5	17.1	9.30	17.170	59.070	59.070
7.	Q5	UNNO	Hiroto	JPN	2000	4	4	4	6	5	4	5	6	4	4	0	15.4	17.3	9.40	16.760	58.860	58.860
8.	Q6	MORANTE	Allan	FRA	1994	3	4	6	6	4	4	4	4	4	6	0	15.5	17.1	9.30	16.950	58.850	58.850
9.		MUSSABAYEV	Danil	KAZ	1998	3	4	3	4	4	4	4	5	4	6	2	15.7	16.8	9.20	16.960	58.660	58.660
10.		NISHIOKA	Ryusei	JPN	2003	4	4	4	4	4	5	4	6	6	5	4	15.0	17.1	9.20	17.060	58.360	58.360
11.		WIZANI	Benny	AUT	2001	4	4	4	4	4	5	6	6	6	6	4	14.7	17.4	9.70	16.540	58.340	58.340
12.		RUTHERFORD	Blake	AUS	1996	4	4	6	4	7	6	5	6	6	6	2	14.4	17.3	9.40	17.020	58.120	58.120
13.		GOUZOU	Pierre	FRA	1998	4	4	5	6	6	5	4	6	6	6	0	14.8	17.1	9.30	16.490	57.690	57.690
14.		HERNANDEZ	Angel	COL	1995	4	4	4	4	4	4	4	5	4	6	2	15.5	17.1	8.90	16.060	57.560	57.560
15.		SAKAI	Ryosuke	JPN	1997	6	7	5	6	6	5	4	4	4	6	0	14.7	17.1	9.00	16.670	57.470	57.470
16.		VOGEL	Fabian	GER	1995	5	6	6	6	6	6	6	6	6	6	2	13.9	17.1	9.30	16.560	56.860	56.860
17.		SHOSTAK	Aliasksei	USA	1995	5	4	2	6	4	6	4	4	2	6	20	13.7	16.5	9.60	16.520	56.320	56.320
18.		HE	Longyu	CHN	2000	4	4	4	5	6							7.7	9.1	4.40	8.840	30.040	30.040
19.		CHARTIER	Julian	FRA	1999	4	4	4	5	8							7.5	8.9	4.40	8.620	29.420	29.420
20.		DAVYDENKO	Anton	UKR	1996	4	4	3	4								6.5	7.6	3.60	7.060	24.760	24.760
21.		PERZAMANOS	Zak	GBR	2003	6	5	4	4								6.1	7.4	3.60	7.120	24.220	24.220
22.		PROSTOROV	Mykola	UKR	1994	4	4	6	6								6.0	6.8	3.60	6.990	23.390	23.390
23.		SCHULDT	Matthias	GER	2000	4	6	6									4.4	6.0	2.80	5.290	18.490	18.490
24.		AUBIN	Remi	CAN	2001	4											1.6	2.2	0.90	1.770	6.470	6.470

Generated by sporttech.io official scoring system at Jul 8, 2023 12:07:11 PM. Live results at www.sporttech.io/explore.



Organization



Institutional Partners



Technical Partners



Sponsors













FIG Trampoline World Cup - COIMBRA 2023 4th Edition

Individual trampoline – MALE – Final

Group 1

1.	ABREU	Diogo		POR	1993
2.	SCHMIDT	Dylan		NZL	1997
3.	YAN	Langyu		CHN	1999
4.	MORANTE	Allan		FRA	1994
5.	STAMP	Andrew		GBR	2001
6.	WANG	Zisai		CHN	2006
7.	ALBUQUERQUE	Gabriel		POR	2006
8.	UNNO	Hiroto		JPN	2000

Generated by sporttech.io official scoring system at Jul 8, 2023 12:08:25 PM. Live results at www.sporttech.io/explore.

Organization



Institutional Partners



Technical Partners



Sponsors





version 1 - 2023.07.08 - 13:00

TRAMPOLINE MEN FINALS		
CJP	PAZOS Maria Inmaculada	ESP
E-1	BELTRAMI Francesca	ITA
E-2	DA CUNHA SIMAO Eliane	BRA
E-3	MURTAZINA Olga	KAZ
E-4	KHOPERIA Rusudan	GEO
E-5	FILIPSKY Rebecca	AUT
E-6	VANGELOVA Mariya	BUL
D-7	OLIVEIRA Joao	POR
D-8	GILLIS Darren	AUS
RES	NAVA ACEVES Paulina	MEX

Superior jury

Pt	LAMBERT Christophe	FIG
SJ-E1	LIU Xing	FIG
SJ-E2	SHUYSKA Tatiana	FIG
SJ-D	VICENTE MIGUEL	FIG

Organization



Institutional Partners



Technical Partners



Sponsors





FIG Trampoline World Cup - COIMBRA 2023 4th Edition
Individual trampoline – MALE – Final

					S1	S2	S3	S4	S5	S6	S7	S8	S9	S10	L	E	D	HD	ToF	Total	Score
1.	WANG	Zisai	CHN	2006	2	2	2	2	2	4	4	4	4	4	2	16.8	18.0	9.70	17.140	61.640	61.640
2.	YAN	Langyu	CHN	1999	2	4	4	4	2	4	2	4	2	4	0	16.8	17.8	9.10	17.650	61.350	61.350
3.	MORANTE	Allan	FRA	1994	4	4	4	4	4	4	5	4	4	4	0	15.9	17.1	9.70	17.330	60.030	60.030
4.	ABREU	Diogo	POR	1993	4	4	4	6	4	4	4	4	4	4	4	15.4	16.7	9.20	17.600	58.900	58.900
5.	SCHMIDT	Dylan	NZL	1997	2	8	4	4	4	2	4	4	2	4	4	15.8	16.5	9.20	16.880	58.380	58.380
6.	STAMP	Andrew	GBR	2001	2	2	4	4	6	6	6	6	6	4	2	15.2	17.1	8.90	17.160	58.360	58.360
7.	ALBUQUERQUE	Gabriel	POR	2006	4	7	4	4	5	6	4	7				11.9	14.3	6.90	13.710	46.810	46.810
8.	UNNO	Hiroto	JPN	2000	4	2	4	6	6							7.8	9.1	4.60	8.850	30.350	30.350

Generated by sporttech.io official scoring system at Jul 8, 2023 4:13:22 PM. Live results at www.sporttech.io/explore.



Organization



Institutional Partners



Technical Partners



Sponsors





MEDALISTS

1  WANG
61.640

2  YAN
61.350

3  MORANTE
60.030

Organization



Institutional Partners



Technical Partners



Sponsors





FIG Trampoline World Cup - COIMBRA 2023 4th Edition

Synchronised trampoline – MALE – Qualification

Group 1

1. T3	SPATT	Martin		AUT	1994
	HOPFGARTNER	Georg		AUT	2002
2. T2	MORANTE	Allan		FRA	1994
	CHARTIER	Julian		FRA	1999
3. T3	AUBIN	Remi		CAN	2001
	CHARTIER	Jeremy		CAN	2001
4. T2	ALIYEV	Pirmammad		KAZ	1997
	MUSSABAYEV	Danil		KAZ	1998
5. T2	ISEKI	Shunta		JPN	2002
	YAMADA	Hiroto		JPN	1998
6. T3	PADILLA	Ruben		USA	2001
	SHOSTAK	Aliasksei		USA	1995
7. T3	GOUZOU	Pierre		FRA	1998
	RIQU	Florestan		FRA	2001
8. T2	ROZHKO	Dmytro		UKR	2002
	IVANSKYI	Mykyta		UKR	2001
9. T2	ABREU	Diogo		POR	1993
	FERREIRA	Pedro		POR	1997

Group 2

1. T3	BARKOV	Roman		KAZ	2002
	TASMAGAMBETOV	Yerlan		KAZ	2004
2. T2	SHUH	Nathan		CAN	1997
	AUBIN	Remi		CAN	2001
3. T2	PATISSO-COLONNA	Samuele		ITA	2003
	LAVINO	Marco		ITA	2001
4. T3	DAVYDENKO	Anton		UKR	1996
	PROSTOROV	Mykola		UKR	1994
5. T2	MUTLU	Gurkan		TUR	1993
	YONTUCU	Huseyin Engin		TUR	2000
6. T2	HERNANDEZ	Angel		COL	1995
	SIERRA	Manuel		COL	2004
7. T2	DIMITROV	Martin		BUL	2006
	MIHALEV	Mariyan		BUL	1999
8. T3	SANTOS	Lucas		POR	2002
	ALBUQUERQUE	Gabriel		POR	2006
9. T2	SMITH	Oscar		SWE	1991
	NORDFORS	Jonas		SWE	1992

Group 3

1. T2	SWADLING	Shaun		AUS	1992
	MCLEOD	Leuca		AUS	2005
2. T2	SCHMIDT	Dylan		NZL	1997
	LAIDLAW	Reegan		NZL	2001
3. T2	VOGEL	Fabian		GER	1995
	LAUXTERMANN	Caio		GER	2003
4. T2	KHAKIMOV	Abdulaziz		UZB	2001
	MASHARIPOV	Jurabek		UZB	2001
5. T3	UNNO	Hiroto		JPN	2000
	SAKAI	Ryosuke		JPN	1997
6. T2	GESUELLI	Cody		USA	1998
	ROWLEY	Isaac		USA	1999
7. T2	WIZANI	Benny		AUT	2001
	FROESCHL	Niklas		AUT	1997
8. T2	JOHANSEN	Valdemar		DEN	2004
	PETERSEN	Teis		DEN	1997

Generated by sporttech.io official scoring system at Jul 7, 2023 7:26:50 PM. Live results at www.sporttech.io/explore.



Sponsors





version 1 - 2023.07.06 - 18:00

SYNCHRO MEN Q1		
CJP	GLOVER Janine	NZL
E-1	COULTER Andrew	IRL
E-2	GARAYEV Surkhay	AZE
E-3	DA CUNHA SIMAO Eliane	BRA
E-4	FUKUI Naoya	JPN
E-5	VANGELOVA Mariya	BUL
E-6	KHOPERIA Rusudan	GEO
D-7	BELTRAMI Francesca	ITA
D-8	BOROVSKA Natalya	UKR
RES	OLIVEIRA Joao	POR

Superior jury

Pt	LAMBERT Christophe	FIG
SJ-E	POLIAROUSH Dmitri	FIG
SJ-D	LIU Xing	FIG



FIG Trampoline World Cup - COIMBRA 2023 4th Edition
Synchronised trampoline – MALE – Qualification

					S1	S2	S3	S4	S5	S6	S7	S8	S9	S10	L	E	D	HD	Syn	Total	Score
1.	G3	UNNO SAKAI	Hiroto Rynosuke	JPN 2000	2.0	3.0	2.5	2.5	2.5	2.5	1.5	2.5	2.5	3.5	0.5	7.45	16.6	9.35	16.92	50.320	52.780
				JPN 1997	3.0	2.5	2.0	2.0	2.5	2.5	2.0	1.5	2.0	3.5	0	7.65	16.6	9.55	18.98		
2.	G2	SANTOS ALBUQUERQUE	Lucas Gabriel	POR 2002	1.0	2.0	1.5	2.5	2.0							4.10	8.6	4.45	8.38	25.530	52.450
				POR 2006	1.5	1.5	1.5	2.5	2.5	2.0	2.0	1.5	1.5	2.5	1.0	8.00	15.8	9.45	19.20		
3.	Q1	DAVYDENKO PROSTOROV	Anton Mykola	UKR 1996	1.0	2.0	2.0	2.0	2.0	2.5	1.0	2.0				6.55	12.5	7.45	14.38	40.880	52.230
				UKR 1994	1.0	2.0	1.5	1.5	2.0	2.0	1.5	2.0	2.5	2.5	0.5	8.10	15.8	9.35	18.98		
4.	G1	MORANTE CHARTIER	Allan Julian	FRA 1994	1.5	2.0	2.0	2.0	2.5	2.0	2.0	2.0	3.0	2.5	0	7.85	15.8	9.40	19.10	52.150	52.150
				FRA 1999																	
5.	Q2	VOGEL LAUXTERMANN	Fabian Caio	GER 1995	2.0	2.5	2.5	2.5	3.0	3.5	2.5	2.5	2.5	2.5	0	7.40	15.6	9.20	19.34	51.540	51.540
				GER 2003	2.0	2.0	2.5	2.5	3.0	3.0	2.0	2.5	2.5	3.5	5.5	6.90	15.6	9.25	17.86		
6.	Q3	PADILLA SHOSTAK	Ruben Aliasksei	USA 2001	1.5	2.5	2.0	2.5	2.0	2.0	1.0	1.0	1.5	2.5	0	8.15	15.4	9.20	18.34	51.090	51.300
				USA 1995	1.0	2.0	2.0	2.0	2.0	2.0	1.0	1.5	1.0	2.0	0	8.35	15.4	9.25	18.30		
7.		ABREU FERREIRA	Diogo Pedro	POR 1993	2.0	2.0	2.0	2.5	2.5	2.0	1.5	2.5	2.0	2.5	0.5	7.80	15.2	9.35	18.50	50.850	51.120
				POR 1997	2.0	2.5	2.0	3.0	2.0	2.0	2.0	2.0	1.0	2.5	0	7.90	15.2	9.30	18.72		
8.		GESUELLI ROWLEY	Cody Isaac	USA 1998	2.0	3.0	3.0	3.0	3.0	3.0	3.0	3.0	2.5	3.0	0.5	7.10	16.2	9.20	18.24	50.740	50.740
				USA 1999	2.0	3.0	2.5	3.0	3.0	3.5	3.0	3.5	3.0	4.0	1.5	6.80	16.2	9.50	14.48		
9.	Q4	ALIYEV MUSSABAYEV	Pirmammad Danil	KAZ 1997	2.0	1.5	2.0	1.5	2.0	1.5	2.0	2.0	2.0	3.0	1.0	7.95	14.4	9.35	18.90	50.600	50.600
				KAZ 1998																	
10.		ISEKI YAMADA	Shunta Hiroto	JPN 2002	2.0	2.5	3.0	2.5	2.0	2.5	2.5	2.0	3.0	2.5	0	7.55	15.8	9.45	17.22	50.020	50.020
				JPN 1998	2.0	2.5	3.0	2.0	2.0	2.0	3.0	2.0	2.5	3.5	5.0	7.05	15.8	9.25	16.42		
11.	Q5	MUTLU YONTUCU	Gurkan Huseyin Engin	TUR 1993	2.0	2.5	2.0	2.5	2.5	2.0	2.5	2.0	2.0	3.5	1.0	7.55	15.0	9.40	18.02	49.970	49.970
				TUR 2000	1.5	2.0	2.5	3.0	3.0	2.0	3.0	2.5	2.5	3.0	1.0	7.40	15.0	8.95	15.98		
12.		ROZHKO IVANSKIY	Dmytro Mykyta	UKR 2002	2.0	3.0										1.50	3.8	1.90	3.26	10.460	49.780
				UKR 2001	2.0	2.5	2.0	2.0	2.5	2.5	2.0	1.5	2.5	3.0	5.0	7.25	15.2	9.25	18.08		
13.	Q6	SMITH NORDFORS	Oscar Jonas	SWE 1991	2.0	2.0	3.0	3.0	3.0							3.70	8.2	4.45	8.56	24.910	49.470
				SWE 1992	2.0	2.0	2.0	3.0	2.5	3.0	2.5	2.5	2.0	4.0	2.5	7.20	15.2	9.15	17.92		
14.		SCHMIDT LAIDLAW	Dylan Reegan	NZL 1997	1.5	1.5	2.5	1.5	2.5	2.5	2.0	2.0	1.5	3.0	5.0	7.45	15.2	9.05	17.30	49.000	49.000
				NZL 2001	1.5	1.5	2.0	1.5	2.0	2.0	2.0	1.5	2.0	3.0	0.5	8.05	15.2	9.45	15.72		
15.		KHAKIMOV MASHARIPOV	Abdulaziz Jurabek	UZB 2001	1.5	2.0	3.0	2.5	3.0	2.0						4.60	8.6	5.25	11.58	30.030	48.570
				UZB 2001	2.5	2.5	2.5	2.0	2.5	2.0	3.5	2.5	2.5	2.5	1.0	7.40	14.0	9.15	18.02		
16.		WIZANI FROESCHL	Benny Niklas	AUT 2001	3.0	2.5	3.0	2.5	2.0	2.0	3.0	3.5	3.0	3.0	0.5	7.20	14.4	9.30	17.58	48.480	48.480
				AUT 1997	2.0	2.5											1.55	3.2	1.75		
17.		SWADLING MCLEOD	Shaun Leuca	AUS 1992	2.5	2.5	2.5	2.5	3.0	3.5						4.35	9.0	5.80	10.70	29.850	48.360
				AUS 2005	2.0	2.0	2.5	3.0	3.0	2.5	2.0	2.0	2.0	3.0	1.5	7.45	14.0	9.35	17.56		
18.		JOHANSEN PETERSEN	Valdemar Teis	DEN 2004	2.5	3.0	3.5	3.5								2.75	6.3	3.75	7.30	20.100	48.270
				DEN 1997	3.0	3.5	4.0	3.5	3.5	2.5	3.5	3.0	3.0	3.0	0.5	6.70	14.4	9.15	18.02		
19.		BARKOV TASMAGAMBETOV	Roman Yerlan	KAZ 2002	2.0	2.0	2.0	3.0	2.5	2.0	3.0					5.35	10.3	6.35	12.96	34.960	47.710
				KAZ 2004	3.0	2.0	2.5	3.0	3.0	1.5	2.0	1.5	2.0	3.5	0	7.60	14.4	9.45	16.26		
20.		SHUH AUBIN	Nathan Remi	CAN 1997	2.0	2.0	2.5	2.5	3.5	3.0	3.0	3.5	3.0	3.0	0.5	7.15	15.2	8.70	16.16	47.210	47.210
				CAN 2001	2.0	2.5	2.0	2.5	3.5	3.5							4.40	9.4	5.20		
21.		DIMITROV MIHALEV	Martin Mariyan	BUL 2006	1.0	1.5	2.5	1.5	3.0	2.5	2.0	1.5	1.5	3.0	0.5	7.95	14.0	9.40	13.08	44.430	44.430
				BUL 1999	1.5	2.0	2.5										2.40	5.1	2.80		
22.		SPATT HOPFGARTNER	Martin Georg	AUT 1994	2.0	2.5	3.0									2.25	5.1	2.65	5.30	15.300	41.080
				AUT 2002	2.0	3.0	3.0	2.5	2.5	2.5	2.5	2.0	2.0				6.80	11.8	8.00		
23.		AUBIN CHARTIER	Remi Jeremy	CAN 2001																DNS	0
				CAN 2001																	
23.		GOUZOU RIOU	Pierre Florestan	FRA 1998																DNS	0
				FRA 2001																	
23.		PATISSO COLONNA LAVINO	Samuele Marco	ITA 2003																DNS	0
				ITA 2001																	
23.		HERNANDEZ SIERRA	Angel Manuel	COL 1995																DNS	0
				COL 2004																	





FIG Trampoline World Cup - COIMBRA 2023 4th Edition

Synchronised trampoline – MALE – Final

Group 1

1.	MORANTE	Allan		FRA	1994
	CHARTIER	Julian		FRA	1999
2.	UNNO	Hiroto		JPN	2000
	SAKAI	Ryosuke		JPN	1997
3.	DAVYDENKO	Anton		UKR	1996
	PROSTOROV	Mykola		UKR	1994
4.	ALIYEV	Pirmammad		KAZ	1997
	MUSSABAYEV	Danil		KAZ	1998
5.	VOGEL	Fabian		GER	1995
	LAUXTERMANN	Caio		GER	2003
6.	PADILLA	Ruben		USA	2001
	SHOSTAK	Aliasksei		USA	1995
7.	SANTOS	Lucas		POR	2002
	ALBUQUERQUE	Gabriel		POR	2006
8.	MUTLU	Gurkan		TUR	1993
	YONTUCU	Huseyin Engin		TUR	2000

Generated by sporttech.io official scoring system at Jul 7, 2023 8:22:19 PM. Live results at www.sporttech.io/explore.

Organization



Institutional Partners



Technical Partners



Sponsors





version 1 - 2023.07.07 - 20:00

SYNCHRO MEN FINAL		
CJP	GLOVER Janine	NZL
E-1	OLIVEIRA Joao	POR
E-2	GILLIS Darren	AUS
E-3	KHILKO Ekaterina	UZB
E-4	KOLOZAKIS Evangelos	GRE
E-5	DING Ximing	CHN
E-6	DESROSIERS Julie	CAN
D-7	BELTRAMI Francesca	ITA
D-8	BOROVSKA Natalya	UKR
RES	REHOROVA Martina	CZE

Superior jury

Pt	LAMBERT Christophe	FIG
SJ-E1	POLIAROUSH Dmitri	FIG
SJ-E2	LIU Xing	FIG
SJ-D1	STOYCHEVA Mariela	FIG
SJ-D2	VICENTE Miguel	FIG



FIG Trampoline World Cup - COIMBRA 2023 4th Edition

Synchronised trampoline – MALE – Final

					S1	S2	S3	S4	S5	S6	S7	S8	S9	S10	L	E	D	HD	Syn	Total	Score	
1.	#30397	PADILLA	Ruben	USA	2001	1.5	1.5	1.5	2.0	2.0	2.0	1.0	1.5	1.0	2.5	0.5	8.30	15.4	9.25	19.46	52.410	52.410
	#23269	SHOSTAK	Aliasksei	USA	1995																	
2.	#13813	VOGEL	Fabian	GER	1995	1.5	1.5	1.5	2.5	2.5	2.5	2.5	3.0	3.0	0.5	7.65	15.6	9.20	18.76	51.210	51.210	
	#42272	LAUXTERMANN	Caio	GER	2003																	
3.	#31000	UNNO	Hiroto	JPN	2000	2.0	2.5	2.5	2.5	2.0	2.5	1.5	2.0	2.5	3.0	0	7.70	16.6	9.45	17.26	51.010	51.010
	#11902	SAKAI	Ryosuke	JPN	1997																	
4.	#31144	SANTOS	Lucas	POR	2002	1.0	2.0	1.5	2.0	2.0	2.0	2.0	1.5	2.0	1.0	8.10	15.8	9.10	17.88	50.880	50.880	
	#42672	ALBUQUERQUE	Gabriel	POR	2006																	
5.	#18060	MORANTE	Allan	FRA	1994	1.5	2.0	1.5	2.5	3.0	2.5	2.0	2.0	3.0	3.0	0.5	7.65	15.8	9.35	17.82	50.620	50.620
	#31288	CHARTIER	Julian	FRA	1999																	
6.	#10290	DAVYDENKO	Anton	UKR	1996	1.5	2.0	2.0	2.0	2.5	2.5	2.0	1.5	2.5	2.5	0	7.90	15.8	9.20	16.84	49.740	49.740
	#10295	PROSTOROV	Mykola	UKR	1994																	
7.	#15860	MUTLU	Gurkan	TUR	1993	1.0	2.5	2.0	3.0								3.15	6.9	3.60	5.80	-0.2→19.250	19.250
	#34272	YONTUCU	Huseyin Engin	TUR	2000																	
8.	#13947	ALIYEV	Pirmammad	KAZ	1997	1.0	1.5	2.0									2.55	5.1	2.80	5.62	16.070	16.070
	#14077	MUSSABAYEV	Danil	KAZ	1998																	

Generated by sporttech.io official scoring system at Jul 7, 2023 8:22:19 PM. Live results at www.sporttech.io/explore.





MEDALISTS







-  PADILLA
 SHOSTAK
52.410
-  VOGEL
 LAUXTERM...
51.210
-  UNNO
 SAKAI
51.010





FIG Trampoline World Cup - COIMBRA 2023 4th Edition

Tumbling – MALE – Qualification

Group 1

1.	PETERS	Lars		BEL	2004
2.	CAVE	Kaleb		USA	2005
3.	HAJIZADA	Adil		AZE	2005
4.	MENSAH	Bailey		USA	2005
5.	DUMAS	Dominic		USA	2003
6.	HAYES	Cian		IRL	2001
7.	HERGUE	Hippolyte		FRA	2006
8.	TEAGUE	Fred		GBR	2006
9.	NUNES	Goncalo		POR	2006
10.	GOEDERTIER	Manten		BEL	2002
11.	ROMAKHOV	Alexandr		KAZ	1996

Group 2

1.	ALIYEV	Tofiq		AZE	2004
2.	PESO	Vasco		POR	2002
3.	BROWN	Kaden		USA	2001
4.	SARAIVA	Joao		POR	1997
5.	PADDOCK	Jaydon		GBR	2001
6.	WILLERTON	Kristof		GBR	1993
7.	PALMA	Andre		POR	2003
8.	MCGUINNESS	Ethan		AUS	2001
9.	KINAHAN	Hugo		IRL	2001
10.	LEVENA	Ramarni		GBR	2005
11.	MALKIN	Mikhail		AZE	1996
12.	ZERMENO	Ian		MEX	2000

Generated by sporttech.io official scoring system at Jul 7, 2023 6:48:48 PM. Live results at www.sporttech.io/explore.

Organization



Institutional Partners



Technical Partners



Sponsors





version 1 - 2023.07.06 - 18:00

TUMBLING MEN QUALIFICATIONS (Q1)		
CJP	THOMPSON Claire	IRL
E-1	HANFORD Deanna	USA
E-2	EVANS Gemma	GBR
E-3	ALIYEV Rahib	AZE
E-4	TARIN Yves	FRA
E-5		
E-6		
D-7	VAN LINDEN Evi	BEL
D-8	APOLONIA Luis	POR
RES		

Superior jury

Pt	LAMBERT Christophe	FIG
SJ-E	SHUISKA Tatiana	FIG
SJ-D	LIU Xing	FIG



FIG Trampoline World Cup - COIMBRA 2023 4th Edition

Tumbling – MALE – Qualification

						S1	S2	S3	S4	S5	S6	S7	S8	L	E	D	Total	Score	
1.	G2	MALKIN	Mikhail	AZE	1996	0	4	2	0	2	2	1	4	2	18.3	10.5		28.800	58.100
						0	1	2	2	0	0	0	5	4	18.6	10.9	-0.2→	29.300	
2.	Q1	PESO	Vasco	POR	2002	0	2	2	2	1	0	0	6	4	18.3	10.9		29.200	56.700
						0	0	3	2	2	0	0	4	2	18.7	8.8		27.500	
3.	Q2	PADDOCK	Jaydon	GBR	2001	0	0	4	2	0	0	0	4	2	18.8	9.6	-0.2→	28.200	56.700
						0	0	3	2	0	0	0	6	2	18.7	10.0	-0.2→	28.500	
4.	Q3	WILLERTON	Kristof	GBR	1993	0	2	2	0	2	2	0	4	2	18.6	9.9		28.500	56.500
						0	2	1	0	4	2	0	6	2	18.3	9.7		28.000	
5.	Q4	BROWN	Kaden	USA	2001	0	2	1	0	2	1	0	4	2	18.8	9.5		28.300	56.000
						0	3	1	0	2	0	0	4	2	18.8	8.9		27.700	
6.	G1	HAJIZADA	Adil	AZE	2005	0	2	4	3	2	1	0	5	3	18.0	9.2		27.200	54.200
						0	2	5	3	2	1	0	6	2	17.9	9.1		27.000	
7.	Q5	MCGUINNESS	Ethan	AUS	2001	2	4	4	2	4	2	1	5	2	17.4	10.0		27.400	53.400
						2	2	6	2	2	2	0	6	4	17.4	8.6		26.000	
8.	Q6	CAVE	Kaleb	USA	2005	2	2	6	6	4	4	2	6	2	16.6	10.2		26.800	52.800
						2	4	3	2	3	3	2	6	2	17.3	9.1	-0.4→	26.000	
9.		DUMAS	Dominic	USA	2003	0	3	2	2	3	4	2	4	3	17.7	8.1		25.800	51.700
						0	0	3	2	1	1	1	6	4	18.2	7.7		25.900	
10.		GOEDERTIER	Manten	BEL	2002	1	1	4	3	2	2	1	5	2	17.9	8.4		26.300	50.900
						0	0	4	2	1	0	1	6	20	16.6	8.2	-0.2→	24.600	
11.		MENSAH	Bailey	USA	2005	2	2	4	2	2	2	2	7	2	17.5	8.2		25.700	50.900
						2	1	4	4	4	2	2	6	0	17.5	7.7		25.200	
12.		HERGUE	Hippolyte	FRA	2006	0	1	3	2	1	0	1	6	5	18.1	8.2		26.300	50.800
						1	4	2	0	4	3	2	8	6	17.0	7.5		24.500	
13.		SARAIVA	Joao	POR	1997	0	1	3	2	2	1	1	8	4	17.8	8.1	-0.2→	25.700	50.500
						2	2	6	2	2	2	1	8	6	16.9	8.1	-0.2→	24.800	
14.		ALIYEV	Tofiq	AZE	2004	1	2	4	3	2	2	2	8	2	17.4	6.7		24.100	50.400
						2	4	2	2	4	4	2	6	2	17.2	9.1		26.300	
15.		NUNES	Goncalo	POR	2006	0	2	4	2	2	2	0	6	2	18.0	9.0		27.000	47.700
						1	1	4	2	2	0	0	0	17.0	3.7		20.700		
16.		TEAGUE	Fred	GBR	2006	2	2	6	2	2	2	0	6	2	17.6	8.5		26.100	47.400
						2	1	4	2	2	1	0	0	16.8	4.5		21.300		
17.		PETERS	Lars	BEL	2004	0	1	5	4	2	2	2	6	6	17.2	6.9		24.100	47.400
						0	2	4	4	2	1	1	6	2	17.8	5.5		23.300	
18.		PALMA	Andre	POR	2003	1	2	5	2	2	2	0	8	20	15.8	8.7	-0.2→	24.300	44.500
						1	2	4	2	1	1	1	0	16.8	3.4		20.200		
19.		HAYES	Cian	IRL	2001	1	2	4	4	2	2	2	0	16.3	3.3		19.600	43.900	
						1	2	4	4	2	2	1	4	2	17.8	6.5		24.300	
20.		ROMAKHOV	Alexandr	KAZ	1996	4	2	1	2	2	2	1	0	16.6	4.0		20.600	43.400	
						2	4	4	2	4	2	1	6	6	16.9	5.9		22.800	

Generated by sporttech.io official scoring system at Jul 7, 2023 6:48:48 PM. Live results at www.sporttech.io/explore.



Organization



Institutional Partners






Technical Partners



Sponsors



					S1	S2	S3	S4	S5	S6	S7	S8	L	E	D	Total	Score
21.	KINAHAN	Hugo	 IRL	2001	0	0	4	4	2	2	2		0	16.6	3.3	19.900	42.500
					0	0	3	4	5	6	4	8	6	16.4	6.6	-0.4→22.600	
22.	ZERMENO	Ian	 MEX	2000	1	6	6	6	6	6	6	7	20	13.6	4.3	17.900	38.600
					1	5	6	6	5	5	4	9	2	15.7	5.0	20.700	
23.	LEVENA	Ramarni	 GBR	2005									0			DNS	0
													0			DNS	

Generated by sporttech.io official scoring system at Jul 7, 2023 6:48:48 PM. Live results at www.sporttech.io/explore.



Organization



Institutional Partners



Technical Partners



Sponsors





						S1	S2	S3	S4	S5	S6	S7	S8	L	E	D	Total	Score	
2.	Q1	PESO	Vasco	POR	2002	0	2	2	2	1	0	0	6	4	18.3	10.9		29.200	56.700
						0	0	3	2	2	0	0	4	2	18.7	8.8		27.500	
3.	Q2	PADDOCK	Jaydon	GBR	2001	0	0	4	2	0	0	0	4	2	18.8	9.6	-0.2→	28.200	56.700
						0	0	3	2	0	0	0	6	2	18.7	10.0	-0.2→	28.500	
10.		GOEDERTIER	Manten	BEL	2002	1	1	4	3	2	2	1	5	2	17.9	8.4		26.300	50.900
						0	0	4	2	1	0	1	6	20	16.6	8.2	-0.2→	24.600	
11.		MENSAH	Bailey	USA	2005	2	2	4	2	2	2	2	7	2	17.5	8.2		25.700	50.900
						2	1	4	4	4	2	2	6	0	17.5	7.7		25.200	
16.		TEAGUE	Fred	GBR	2006	2	2	6	2	2	2	0	6	2	17.6	8.5		26.100	47.400
						2	1	4	2	2	1	0		0	16.8	4.5		21.300	
17.		PETERS	Lars	BEL	2004	0	1	5	4	2	2	2	6	6	17.2	6.9		24.100	47.400
						0	2	4	4	2	1	1	6	2	17.8	5.5		23.300	

Art. 4.4.4 Tumbling and Double Mini-Trampoline

In case of a tie, in points at any place in the First Qualifying Round (Q1), the ranking will be determined by the following criteria:

1. The gymnast with the higher sum of the D-scores of both exercises prevails
2. The gymnast with the higher sum of all the E-scores of both exercises prevails
3. The gymnast with the higher sum of all the E-scores per skill of both exercises, minus the lower E-score per skill, prevails
4. The gymnast with the higher sum of all the E-scores per skill of both exercises, minus the two lower E-scores per skill, and subsequently until the five lowest, prevails

In case of a tie, in points at any place in the Second Qualifying Round (Q2), the ranking will be determined by the following criteria:

1. The gymnast with the higher ranking in the First Qualifying Round (Q1) prevails

In case of a tie, in points at any place in F1, the ranking will be determined by the following criteria:

1. The gymnast with the higher ranking in the Second Qualifying Round (Q2) prevails

In case of a tie, in points at any place in F2, the ranking will be determined by the following criteria:

1. The gymnast with the higher ranking in F1 prevails





FIG Trampoline World Cup - COIMBRA 2023 4th Edition

Tumbling – MALE – Final 1

Group 1

1.	PESO	Vasco		POR	2002
2.	HAJIZADA	Adil		AZE	2005
3.	PADDOCK	Jaydon		GBR	2001
4.	BROWN	Kaden		USA	2001
5.	MALKIN	Mikhail		AZE	1996
6.	WILLERTON	Kristof		GBR	1993
7.	CAVE	Kaleb		USA	2005
8.	MCGUINNESS	Ethan		AUS	2001

Generated by sporttech.io official scoring system at Jul 7, 2023 8:06:44 PM. Live results at www.sporttech.io/explore.

Organization



Institutional Partners



Technical Partners



Sponsors





version 1 - 2023.07.07 - 20:00

TUMBLING MEN FINALS		
CJP	THOMPSON Claire	IRL
E-1	HANFORD Deanna	USA
E-2	EVANS Gemma	GBR
E-3	ALIYEV Rahib	AZE
E-4	TARIN Yves	FRA
E-5	VAN LINDEN Evi	BEL
E-6	APOLONIA Luis	POR
D-7	VANGELOVA Mariya	BUL
D-8	DESROSIERS Julie	CAN
RES		

Superior jury

Pt	LAMBERT Christophe	FIG
SJ-E	SHUISKA Tatiana	FIG
SJ-D	STOYCHEVA Mariela	FIG



FIG Trampoline World Cup - COIMBRA 2023 4th Edition

Tumbling – MALE – Final 1

						S1	S2	S3	S4	S5	S6	S7	S8	L	E	D	Total	Score
1.	Q1	BROWN	Kaden	USA	2001	0	2	2	0	2	1	0	4	2	18.7	11.2	29.900	29.900
2.	Q2	MCGUINNESS	Ethan	AUS	2001	2	5	2	0	3	2	0	6	4	17.6	11.5	29.100	29.100
3.	Q3	MALKIN	Mikhail	AZE	1996	0	3	2	0	2	2	0	4	2	18.5	10.5	29.000	29.000
4.	Q4	PESO	Vasco	POR	2002	0	0	3	2	2	0	0	8	4	18.1	10.8	28.900	28.900
5.		PADDOCK	Jaydon	GBR	2001	0	0	4	2	4	2	0	4	4	18.0	9.6	27.600	27.600
6.		HAJIZADA	Adil	AZE	2005	0	2	4	2	2	1	0	6	2	18.1	9.2	27.300	27.300
7.		WILLERTON	Kristof	GBR	1993	0	2	1	0	2	0	0		0	17.5	6.3	23.800	23.800
8.		CAVE	Kaleb	USA	2005	1	2	6	6	4	2	1		0	15.8	5.7	21.500	21.500

Generated by sporttech.io official scoring system at Jul 8, 2023 3:30:22 PM. Live results at www.sporttech.io/explore.



Organization



Institutional Partners



Technical Partners



Sponsors





FIG Trampoline World Cup - COIMBRA 2023 4th Edition

Tumbling – MALE – Final 2

Group 1

1.	PESO	Vasco		POR	2002
2.	BROWN	Kaden		USA	2001
3.	MALKIN	Mikhail		AZE	1996
4.	MCGUINNESS	Ethan		AUS	2001

Generated by sporttech.io official scoring system at Jul 8, 2023 3:30:29 PM. Live results at www.sporttech.io/explore.

Organization



Institutional Partners



Technical Partners







Sponsors





FIG Trampoline World Cup - COIMBRA 2023 4th Edition

Tumbling – MALE – Final 2

					S1	S2	S3	S4	S5	S6	S7	S8	L	E	D	Total	Score
1.	MALKIN	Mikhail	 AZE	1996	0	0	3	2	0	0	0	4	4	18.7	12.1	30.800	30.800
2.	BROWN	Kaden	 USA	2001	0	2	2	1	1	1	0	4	4	18.5	11.1	29.600	29.600
3.	PESO	Vasco	 POR	2002	0	0	3	3	2	0	0		0	17.2	5.7	22.900	22.900
4.	MCGUINNESS	Ethan	 AUS	2001	2	2	5	2	2	0	0		0	16.7	5.7	22.400	22.400

Generated by [sporttech.io](https://www.sporttech.io) official scoring system at **Jul 8, 2023 3:30:29 PM**. Live results at www.sporttech.io/explore.



Organization



Institutional Partners



Technical Partners






Sponsors





MEDALISTS

-  **PADILLA**
30.100
-  **AIKEREMIO...**
29.500
-  **SAMPAIO R...**
29.100

Organization



Institutional Partners



Technical Partners



Sponsors





FIG Trampoline World Cup - COIMBRA 2023 4th Edition

Double mini-trampoline – MALE – Qualification

Group 1

1.	DOBLER	Simon		GER	2006
2.	KOENIG	Hannes		GER	2001
3.	SMITH	Symon		USA	2001
4.	FROST	Marshall		GBR	2005
5.	LUPISH	Kieran		CAN	2003
6.	CABRAL	Diogo		POR	1999
7.	AIKEREMIOKHA	Omo		GBR	2005
8.	DODD	Gavin		CAN	2003
9.	ZUREK	Nolan		CAN	2003
10.	BLAKELY	Zachary		CAN	1999
11.	BROWN	Benjamin		AUS	2002

Group 2

1.	FERNANDES	Diogo		POR	2002
2.	TROYAN	Artur		UKR	2003
3.	DIAS	Andre		POR	2003
4.	ZERMENO	Ian		MEX	2000
5.	VON HEIDEMAN	Linus		SWE	2004
6.	BUCK	Reece		GBR	2001
7.	MINC	Tomas		USA	2004
8.	PADILLA	Ruben		USA	2001
9.	KLINE	Dylan		USA	2002
10.	SAMPAIO ROMAO	Tiago		POR	1999

Generated by sporttech.io official scoring system at Jul 7, 2023 7:27:29 PM. Live results at www.sporttech.io/explore.

Organization



Institutional Partners



Technical Partners



Sponsors





version 1 - 2023.07.06 - 18:00

DMT MEN QUALIFICATIONS (Q1)		
CJP	OLIVEIRA Joao	POR
E-1	AUSTINE Brett Thomas	AUS
E-2	HOUSE Traci	CAN
E-3	KOECHER Bernd	GER
E-4	SIMAO Rute	POR
E-5	GOERANSSON Mats	SWE
E-6	FILIPSKY Rebecca	AUT
D-7	JONES Andrew	GBR
D-8	HALLWIG Robert	USA
RES	BOJAKOWSKI Konrad	POL

Superior jury

Pt	LAMBERT Christophe	FIG
SJ-E	VICENTE Miguel	FIG
SJ-D	SHINYA Muto	FIG



FIG Trampoline World Cup - COIMBRA 2023 4th Edition

Double mini-trampoline – MALE – Qualification

						S1	S2	L	E	D	Total	Score
1.	G2	PADILLA	Ruben	USA	2001	6 6	8 6	20 0	16.6 18.8	11.6 11.6	-0.8→27.400 30.400	57.800
2.	G1	SMITH	Symon	USA	2001	7 6	8 8	4 0	18.1 18.6	10.8 10.4	-0.6→28.300 29.000	57.300
3.	Q1	AIKEREMIOKHA	Omo	GBR	2005	6 6	8 6	4 4	18.2 18.4	10.8 10.4	-0.6→28.400 28.800	57.200
4.	Q2	DODD	Gavin	CAN	2003	4 6	6 8	2 0	18.8 18.6	10.0 10.8	-0.6→28.200 -0.6→28.800	57.000
5.		MINC	Tomas	USA	2004	8 9	10 8	2 4	18.0 17.9	10.8 11.2	-1.0→27.800 -0.2→28.900	56.700
6.	Q3	SAMPAIO ROMAO	Tiago	POR	1999	6 4	6 4	2 2	18.6 19.0	9.2 9.5	-0.6→27.200 28.500	55.700
7.	Q4	LUPISH	Kieran	CAN	2003	4 6	8 6	2 2	18.6 18.6	9.2 9.2	-0.2→27.600 27.800	55.400
8.	Q5	CABRAL	Diogo	POR	1999	4 4	6 5	2 2	18.8 18.9	9.2 9.2	-0.6→27.400 -1.0→27.100	54.500
9.		KLINE	Dylan	USA	2002	6 9	9 10	4 4	18.1 17.7	9.3 9.6	27.400 -0.8→26.500	53.900
10.		ZUREK	Nolan	CAN	2003	6 8	9 9	4 4	18.1 17.9	8.0 8.8	-0.8→25.300 -0.6→26.100	51.400
11.		DIAS	Andre	POR	2003	4 6	6	2	18.8 17.4	9.2 5.1	28.000 22.500	50.500
12.	Q6	TROYAN	Artur	UKR	2003	7 8	8 10	20 20	16.5 16.2	8.9 9.6	-0.2→25.200 -0.8→25.000	50.200
13.		DOBLER	Simon	GER	2006	4 7	6 8	2 2	18.8 18.3	6.0 6.9	24.800 -0.6→24.600	49.400
14.		FROST	Marshall	GBR	2005	5 7	8 10	2 20	18.5 16.3	7.6 7.2	-0.8→25.300 -0.8→22.700	48.000
15.		KOENIG	Hannes	GER	2001	6 8	8	0	18.6 17.2	8.0 3.6	-0.6→26.000 20.800	46.800
16.		BUCK	Reece	GBR	2001	7 8	9 8	20 4	16.4 18.0	6.8 7.1	-1.0→22.200 -1.0→24.100	46.300

Generated by sporttech.io official scoring system at **Jul 7, 2023 7:27:29 PM**. Live results at www.sporttech.io/explore.



Organization



Institutional Partners



Technical Partners



Sponsors



						S1	S2	L	E	D	Total	Score
17.	BLAKELY	Zachary	 CAN	1999	6	7	20	16.7	8.4	-1.0→	24.100	45.100
					6			17.4	3.6		21.000	
18.	BROWN	Benjamin	 AUS	2002	8	9	2	18.1	7.6	-1.0→	24.700	45.000
					9			17.1	3.2		20.300	
19.	FERNANDES	Diogo	 POR	2002								0
					6	6	2	18.6	9.2		27.800	27.800
20.	VON HEIDEMAN	Linus	 SWE	2004								0
					8	10	20	16.2	9.6	-0.8→	25.000	25.000
21.	ZERMENO	Ian	 MEX	2000	7	10	4	17.9	5.6	-0.8→	22.700	22.700
												0

Generated by sporttech.io official scoring system at **Jul 7, 2023 7:27:29 PM**. Live results at www.sporttech.io/explore.



Organization



Institutional Partners



Technical Partners



Sponsors





FIG Trampoline World Cup - COIMBRA 2023 4th Edition

Double mini-trampoline – MALE – Final 1

Group 1

1.	PADILLA	Ruben		USA	2001
2.	SMITH	Symon		USA	2001
3.	TROYAN	Artur		UKR	2003
4.	DODD	Gavin		CAN	2003
5.	LUPISH	Kieran		CAN	2003
6.	CABRAL	Diogo		POR	1999
7.	AIKEREMIOKHA	Omo		GBR	2005
8.	SAMPAIO ROMAO	Tiago		POR	1999

Generated by sporttech.io official scoring system at Jul 7, 2023 8:09:17 PM. Live results at www.sporttech.io/explore.

Organization



Institutional Partners



Technical Partners



Sponsors





version 1 - 2023.07.07 - 20:00

DMT MEN FINALS		
CJP	OLIVEIRA Joao	POR
E-1	AUSTINE Brett Thomas	AUS
E-2	HOUSE Traci	CAN
E-3	KOECHER Bernd	GER
E-4	SIMAO Rute	POR
E-5	GOERANSSON Mats	SWE
E-6	NAVA ACEVES Paulina	MEX
D-7	JONES Andrew	GBR
D-8	HALLWIG Robert	USA
RES	MURTAZINA Olga	KAZ

Superior jury

Pt	LAMBERT Christophe	FIG
SJ-E	VICENTE Miguel	FIG
SJ-D	SHINYA Muto	FIG



FIG Trampoline World Cup - COIMBRA 2023 4th Edition

Double mini-trampoline – MALE – Final 1

						S1	S2	L	E	D	Total	Score
1.	Q1	PADILLA	Ruben	USA	2001	6	6	2	18.6	11.6	30.200	30.200
2.	Q2	SAMPAIO ROMAO	Tiago	POR	1999	6	6	2	18.6	10.8	29.400	29.400
3.	Q3	DODD	Gavin	CAN	2003	4	6	4	18.6	10.0	28.600	28.600
4.	Q4	AIKEREMIOKHA	Omo	GBR	2005	8	8	2	18.2	10.8	-0.6→28.400	28.400
5.		SMITH	Symon	USA	2001	8	7	4	18.1	10.4	-0.2→28.300	28.300
6.		LUPISH	Kieran	CAN	2003	6	8	2	18.4	10.0	-0.6→27.800	27.800
7.		TROYAN	Artur	UKR	2003	9	8	2	18.1	9.6	-0.2→27.500	27.500
8.		CABRAL	Diogo	POR	1999	8			17.2	5.1	22.300	22.300

Generated by [sporttech.io](https://www.sporttech.io) official scoring system at **Jul 8, 2023 3:24:09 PM**. Live results at www.sporttech.io/explore.



Organization



Institutional Partners



Technical Partners



Sponsors









FIG Trampoline World Cup - COIMBRA 2023 4th Edition

Double mini-trampoline – MALE – Final 2

Group 1

1.	PADILLA	Ruben		USA	2001
2.	DODD	Gavin		CAN	2003
3.	AIKEREMIOKHA	Omo		GBR	2005
4.	SAMPAIO ROMAO	Tiago		POR	1999

Generated by [sporttech.io](https://www.sporttech.io) official scoring system at Jul 8, 2023 3:05:48 PM. Live results at www.sporttech.io/explore.

Organization



Institutional Partners



Technical Partners



Sponsors





FIG Trampoline World Cup - COIMBRA 2023 4th Edition

Double mini-trampoline – MALE – Final 2

					S1	S2	L	E	D	Total	Score
1.	PADILLA	Ruben	USA	2001	5	8	2	18.5	11.6	30.100	30.100
2.	AIKEREMIOKHA	Omo	GBR	2005	6	7	2	18.5	11.6	-0.6→29.500	29.500
3.	SAMPAIO ROMAO	Tiago	POR	1999	6	6	2	18.6	11.1	-0.6→29.100	29.100
4.	DODD	Gavin	CAN	2003	6	7	4	18.3	11.1	-0.8→28.600	28.600

Generated by [sporttech.io](https://www.sporttech.io) official scoring system at **Jul 8, 2023 3:16:39 PM**. Live results at www.sporttech.io/explore.



Organization



Institutional Partners



Technical Partners




Sponsors






MEDALISTS

1  MALKIN
30.800

2  BROWN
29.600

3  PESO
22.900

Organization



Institutional Partners



Technical Partners



Sponsors

